RON SOUTHON PTY LTD

Drilling and Blasting Contractors

PO Box 48
ALSTONVILLE NSW 2477

ABN: 81 067 549 339

Ph: 02 6628 0477
Fax: 02 6628 1756
Mobile: 0407 752 003
Email: shot2@hotkey.net.au

Blakebrook Quarry – Blast Map 7.02.2023

Results Summary Report

Customer	Blakebrook Quarry	
Date of blast	07-02-2023	
Blast number	02	
Monitor Location	**Location 2**	
Monitor name/ model details:	Monitor 2 - Micromate	
Monitor Serial no	UM10342	
Calibration date	03.06.2022	
Instrumentation used to measure the airblast overpressure and ground vibration levels meets the requirements of Australian Standard *AS 2187.2-2006.*		Y
Airblast overpressure result (dB)	No result triggered	
Ground vibration result (PPV)	No result triggered	
Peak Vector Sum (PVS)	NA	
Licence limits	Airblast overpressure - 115 dB Ground vibration (PPV) - 5mm/s	
Comments	*Monitor set to record airblast overpressure above 110 dB* *Monitor set to record ground vibration above 0.5 mm/s*	

Monitor Location	**Location 8**	
Monitor name/ model details:	Monitor 3 – Instantel Minimate	
Monitor Serial no	BE22005	
Calibration date	15.03.2022	
Instrumentation used to measure the airblast overpressure and ground vibration levels meets the requirements of Australian Standard *AS 2187.2-2006.*		Y
Airblast overpressure result (dB)	98.8 dB	
Ground vibration result (PPV)	1.922 mm/s	
EPL limits	Airblast overpressure - 115 dB Ground vibration (PPV) - 5mm/s	
Comments	*Compliant*	

Monitor Location	**Location 4**	
Monitor name/ model details:	Monitor 4 – Blastmate III	
Monitor Serial no	BA17309	
Calibration date	18.01.2023	
Instrumentation used to measure the airblast overpressure and ground vibration levels meets the requirements of Australian Standard *AS 2187.2-2006.*		Y
Airblast overpressure result (dB)	No result triggered	
Ground vibration result (PPV)	No result triggered	
EPL limits	Airblast overpressure - 115 dB Ground vibration (PPV) - 5mm/s	
Comments	*Monitor set to record ground vibration above 0.5 mm/s* *Monitor set to record airblast overpressure above 110 dB – no event was recorded.*	

Monitor Location	**Additional residence** – 308 Keerrong Rd	
Monitor name/ model details:	Monitor 1 – Micromate	
Monitor Serial no	UM10341	
Calibration date	2.6.2022	
Instrumentation used to measure the airblast overpressure and ground vibration levels meets the requirements of Australian Standard *AS 2187.2-2006.*		Y
Airblast overpressure result (dB)	No result triggered	
Ground vibration result (PPV)	No result triggered	
EPL limits	Airblast overpressure - 115 dB Ground vibration (PPV) - 5mm/s	
Comments	*Monitor set to record airblast overpressure above 110 dB* *Monitor set to record ground vibration above 0.5 mm/s – no event was recorded.*	

Name:	**Geof Chilcott**	
Signature:		
Position:	**Owner/Director**	**Date:8-2-2023**

Monitor 1 - No trigger

Event Report: Event List - d:\um10341\2023-02-07.14

Type	Serial No.	Date/Time	No. Chan	Trigger	Tran Peak (mm/s)	Vert Peak (mm/s)	Long Peak (mm/s)	Mic Peak (dB)	PVS1 (mm/s)	Description
LOG	UM10341	Feb 7 /23 13:42:15	***	***	***	***	***		***	Start Monitoring
LOG	UM10341	Feb 7 /23 14:29:06	***	***	***	***	***		***	Stop Monitoring

Monitor 1 - Non trigger Events

Event Report: Monitor Log

Start Time	End Time	Status
---	---	SERIAL NUMBER: UM10341
Feb 7 /23 13:42:15		Start Monitoring Waveform Geo: 0.500 mm/s Mic: 110.0 dB
Feb 7 /23 13:42:22	Feb 7 /23 13:42:25	Event recorded. Trigger Level MicL: 110.0 dB
Feb 7 /23 14:00:58	Feb 7 /23 14:01:01	Event recorded. Trigger Level MicL: 110.0 dB
Feb 7 /23 14:12:15	Feb 7 /23 14:12:18	Event recorded. Trigger Level MicL: 110.0 dB
Feb 7 /23 14:19:50	Feb 7 /23 14:19:53	Event recorded. Trigger Level Tran: 0.500 mm/
Feb 7 /23 14:25:12	Feb 7 /23 14:25:15	Event recorded. Trigger Level MicL: 110.0 dB
Feb 7 /23 14:26:17	Feb 7 /23 14:26:20	Event recorded. Trigger Level MicL: 110.0 dB
Feb 7 /23 14:26:22	Feb 7 /23 14:26:25	Event recorded. Trigger Level MicL: 110.0 dB
Feb 7 /23 14:26:28	Feb 7 /23 14:26:30	Event recorded. Trigger Level MicL: 110.0 dB
Feb 7 /23 14:26:41	Feb 7 /23 14:26:43	Event recorded. Trigger Level MicL: 110.0 dB
Feb 7 /23 14:26:53	Feb 7 /23 14:26:56	Event recorded. Trigger Level MicL: 110.0 dB
Feb 7 /23 14:29:00	Feb 7 /23 14:29:03	Event recorded. Trigger Level MicL: 110.0 dB
Feb 7 /23 14:29:03	Feb 7 /23 14:29:06	Event recorded. (Keyboard Exit) Waveform Geo: 0.500 mm/s Mic: 110.0 dB

Monitor 2

Event Report: Event List - d:\um10342\2023-02-07.16\dir002

Type	Serial No.	Date/Time	No. Chan	Trigger	Tran Peak (mm/s)	Vert Peak (mm/s)	Long Peak (mm/s)	Mic Peak (dB)	PVS1 (mm/s)	Description
W	UM10342	Feb 7 /23 13:46:22	4	Tran	0.276	0.339	0.536	<88L	0.658	
W	UM10342	Feb 7 /23 14:02:28	4	MicL	0.047	0.047	0.047	101.1L	0.062	
W	UM10342	Feb 7 /23 14:02:57	4	MicL	0.055	0.063	0.047	103.9L	0.069	
W	UM10342	Feb 7 /23 14:03:02	4	MicL	0.055	0.055	0.055	107.1L	0.064	
W	UM10342	Feb 7 /23 14:03:12	4	MicL	0.055	0.071	0.047	108.0L	0.072	
W	UM10342	Feb 7 /23 14:03:15	4	MicL	0.055	0.063	0.055	108.9L	0.069	
W	UM10342	Feb 7 /23 14:03:18	4	MicL	0.047	0.063	0.055	111.1L	0.068	
W	UM10342	Feb 7 /23 14:03:21	4	MicL	0.047	0.055	0.047	112.2L	0.061	
W	UM10342	Feb 7 /23 14:03:24	4	MicL	0.047	0.055	0.047	109.7L	0.069	
W	UM10342	Feb 7 /23 14:04:03	4	MicL	0.055	0.039	0.047	100.9L	0.069	
W	UM10342	Feb 7 /23 14:04:08	4	MicL	0.055	0.055	0.055	103.1L	0.074	
W	UM10342	Feb 7 /23 14:05:25	4	MicL	0.063	0.055	0.055	104.6L	0.078	
W	UM10342	Feb 7 /23 14:05:29	4	MicL	0.063	0.063	0.055	105.5L	0.078	
W	UM10342	Feb 7 /23 14:08:54	4	MicL	0.063	0.055	0.063	100.0L	0.083	
W	UM10342	Feb 7 /23 14:10:20	4	MicL	0.055	0.063	0.063	100.5L	0.073	
W	UM10342	Feb 7 /23 14:16:20	4	MicL	0.055	0.047	0.047	106.6L	0.058	
W	UM10342	Feb 7 /23 14:18:51	4	MicL	0.047	0.047	0.047	109.4L	0.058	
W	UM10342	Feb 7 /23 14:20:07	4	MicL	0.047	0.079	0.055	100.3L	0.079	
W	UM10342	Feb 7 /23 14:20:35	4	Tran	0.276	0.166	0.197	<88L	0.284	

Event Report: Monitor Log - # BA17309-Compliance

Start Time	End Time	Status
		SERIAL NUMBER: BA17309
Feb 7 /23 13:05:12		Start Monitoring Trigger Level: Geo: 0.510 mm/s Mic: 110.0 dB(L)
Feb 7 /23 13:05:16	Feb 7 /23 13:05:19	Event recorded. Trigger Level Long: 0.510 mm/s
Feb 7 /23 13:05:33		Start Monitoring Trigger Level: Geo: 0.510 mm/s Mic: 110.0 dB(L)
Feb 7 /23 13:05:38	Feb 7 /23 13:05:41	Event recorded. Trigger Level Long: 0.510 mm/s
Feb 7 /23 13:05:54		Start Monitoring Trigger Level: Geo: 0.510 mm/s Mic: 110.0 dB(L)
Feb 7 /23 13:18:34	Feb 7 /23 13:18:37	Event recorded. Trigger Level Tran: 0.510 mm/s
Feb 7 /23 13:18:51		Start Monitoring Trigger Level: Geo: 0.510 mm/s Mic: 110.0 dB(L)
Feb 7 /23 13:22:32	Feb 7 /23 13:22:34	Event recorded. (Keyboard Exit) Trigger Level Long: 0.510 mm/s

Note: AEST (not AEDT)

Event Report

Date/Time	Long at 14:16:53 February 7, 2023
Trigger Source	Geo: 0.510 mm/s, Mic: 109.5 dB(L)
Range	Geo: 254.0 mm/s
Record Time	1.0 sec at 1024 sps
Job Number:	1

Serial Number	BE22005 V 10.72-8.17 MiniMate Plus
Battery Level	6.3 Volts
Unit Calibration	March 15, 2022 by Saros Int
File Name	__TEMP.EVT

Notes
Location: Monitoring Point 8
Client:
User Name:
General:

Extended Notes

Microphone	Linear Weighting
PSPL	98.8 dB(L) at 0.757 sec
ZC Freq	7.3 Hz
Channel Test	Passed (Freq = 19.7 Hz Amp = 475 mv)

	Tran	Vert	Long	
PPV	1.651	1.397	1.524	mm/s
ZC Freq	21	16	14	Hz
Time (Rel. to Trig)	0.479	0.611	0.425	sec
Peak Acceleration	0.040	0.027	0.027	g
Peak Displacement	0.015	0.014	0.017	mm
Sensor Check	Passed	Passed	Passed	
Frequency	7.3	7.5	7.6	Hz
Overswing Ratio	3.6	3.4	3.6	

Peak Vector Sum 1.922 mm/s at 0.668 sec

USBM RI8507 And OSMRE

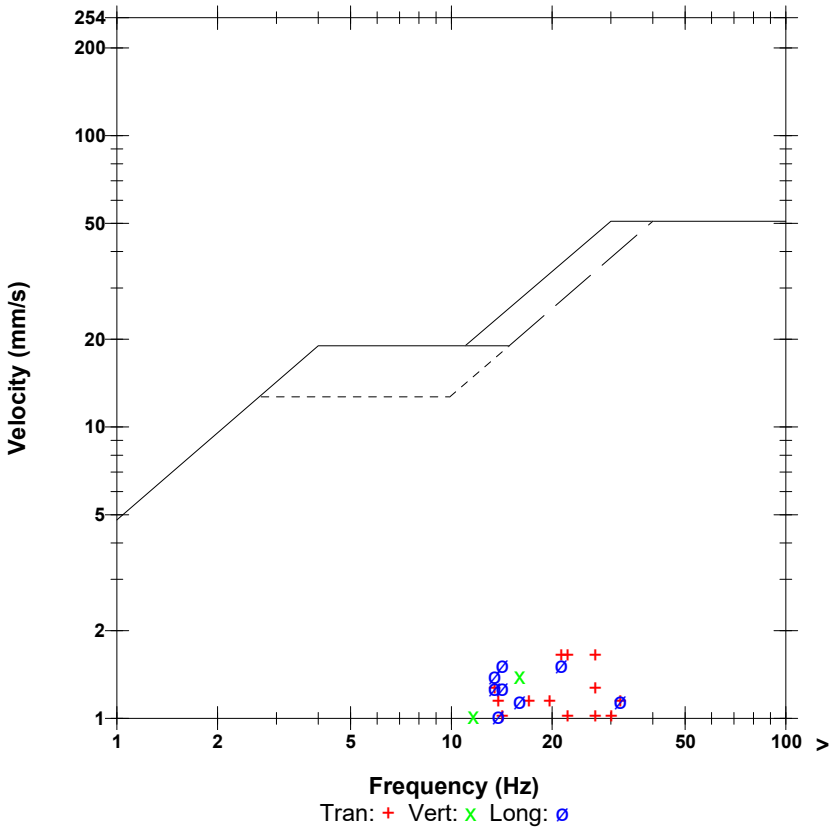

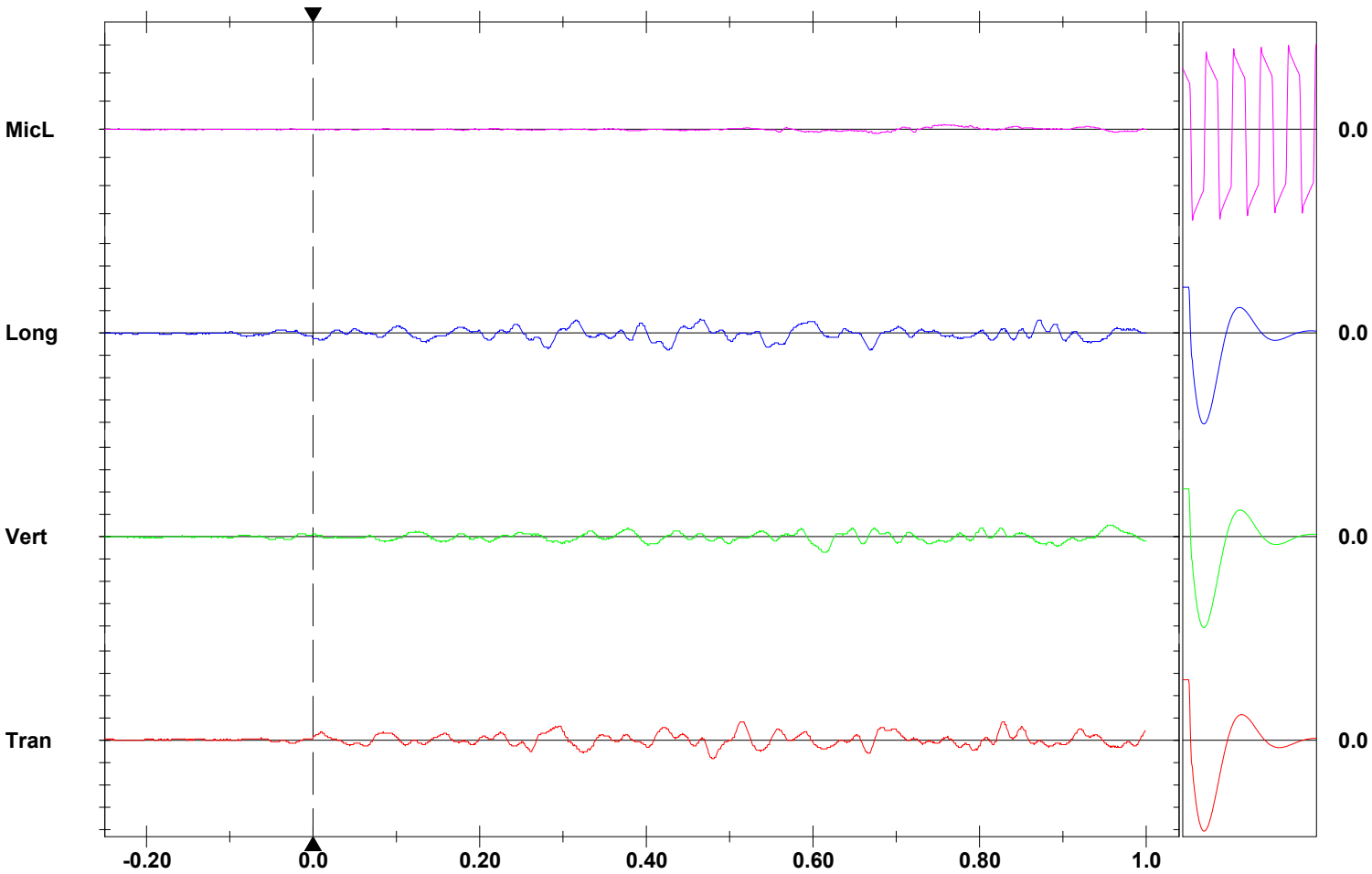

Time Scale: 0.10 sec/div **Amplitude Scale:** Geo: 2.000 mm/s/div Mic: 10.000 pa.(L)/div Sensor Check
Trigger =

Format © 1995-2015 Xmark Corporation

Results Summary Report

Customer	Blakebrook Quarry
Date of blast	16/3/23
Blast number	3 ~~300~~ 190.
Monitor Location	**Location 2** (~~190~~ Keerrong Rd Blakebrook) 1 MONITOR
Monitor name/ model details:	INSTANTEL MINIMATE
Monitor Serial no	UM 10341
Calibration date	2/6/22
Instrumentation used to measure the airblast overpressure and ground vibration levels meets the requirements of Australian Standard *AS 2187.2-2006.*	Y
Airblast overpressure result (dB)	100.3 DBL
Ground vibration result (PPV)	2.133mm/sec
Licence limits	Airblast overpressure - 115 dB Ground vibration (PPV) - 5mm/s
Comments	NO PROBLEMS

Monitor Location	**Location 8** (484 Nimbin Rd Blakebrook) 3 MONITOR
Monitor name/ model details:	INSTANTEL MINIMATE
Monitor Serial no	BE 22005
Calibration date	17/2/23
Instrumentation used to measure the airblast overpressure and ground vibration levels meets the requirements of Australian Standard *AS 2187.2-2006.*	Y
Airblast overpressure result (dB)	NO TRIGGER AT 12:04 pm.
Ground vibration result (PPV)	NO TRIGGER AT 12:04pm.
EPL limits	Airblast overpressure - 115 dB Ground vibration (PPV) - 5mm/s
Comments	

Monitor Location	**Location 4** (365 Booerie Creek Road Booerie Creek) 4 MONITOR
Monitor name/ model details:	INSTANTEL BLASTMATE III
Monitor Serial no	BA 17309
Calibration date	18/1/23
Instrumentation used to measure the airblast overpressure and ground vibration levels meets the requirements of Australian Standard *AS 2187.2-2006.*	Y
Airblast overpressure result (dB)	100.0 DBL
Ground vibration result (PPV)	2.261mm/sec
EPL limits	Airblast overpressure - 115 dB Ground vibration (PPV) - 5mm/s
Comments	NO PROBLEMS

~~180~~ 308.

Monitor Location 1	**Additional residence** – ~~308~~ Keerrong Rd 2. MONITOR.	
Monitor name/ model details:	INSTANTEL MINIMATR	
Monitor Serial no	UM10342	
Calibration date	2/6/22	
Instrumentation used to measure the airblast overpressure and ground vibration levels meets the requirements of Australian Standard *AS 2187.2-2006.*		(Y)
Airblast overpressure result (dB)	88 DBL	
Ground vibration result (PPV)	0.428 mm/sec	
EPL limits	Airblast overpressure - 115 dB Ground vibration (PPV) - 5mm/s	
Comments	NO PROBLEMS	

Name:	GEOF CHILCOT		
Signature:			
Position:	MANAGER	**Date:**	16/3/23

No Trigger Report Summary Report (if required)

Customer	Northern Rivers Quarry (Blakebrook Quarry)	
Date of blast	16/3/23	
Blast number	3	
Monitor Location	i.e. *Primary Monitoring Location 8 (484 Nimbin Road, Blakebrook)*	
Monitor name/ model details:	INSTANTEL MINIMATE Monitor 3	
Monitor Serial no	BE 22005	
Calibration date	17/2/23	
Instrumentation used to measure the airblast overpressure and ground vibration levels meets the requirements of Australian Standard *AS 2187.2-2006.*		(Y) / N
Airblast overpressure result (dB)	NO TRIGGER	
Ground vibration result (PPV)	NO TRIGGER	
EPL limits	Airblast overpressure - 115 dB Ground vibration (PPV) - 5mm/s	
Comments	i.e. *Monitor was set to record ground vibration above xx mm/s – no event was recorded.* MONITOR SET ON 0.5mm/sec and 110 DBL - *This monitor report is compliant with EPL conditions and has been undertaken in accordance with AS 2187.2-2006*	

Name:	GEOF CHILCOTT
Position:	MANAGER
Signature:	GChilcott
Date:	16/3/23

Event Report

Date/Time	Long at 12:07:14 March 16, 2023
Trigger Source	Geo: 0.127 mm/s, Mic: 100.00 dB(L)
Range	Geo: 254.0 mm/s
Record Time	3.0 sec at 2048 sps
Operator/Setup:	Operator/Default Micromate DIN.MMB

Serial Number	UM10342 V 10-90GC Micromate DIN
Battery Level	3.8 Volts
Unit Calibration	June 2, 2022 by Saros Int
File Name	UM10342_20230316120714.IDFW

Notes: 308 Keerrong Rd

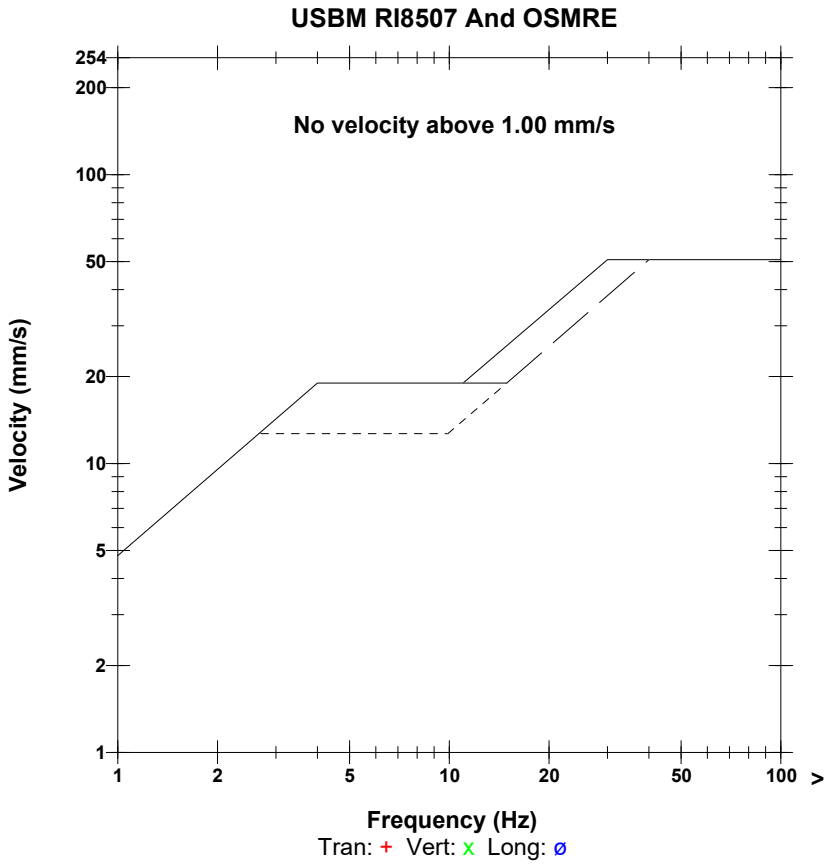

Microphone	Linear Weighting
PSPL	<88 dB(L)
ZC Freq	9.1 Hz
Channel Test	Passed (Freq = 20.5 Hz Amp = 1461 mv)

	Tran	Vert	Long	
PPV	0.205	0.150	0.386	mm/s
ZC Freq	30	18.3	28	Hz
Time (Rel. to Trig)	0.313	0.910	0.489	sec
Peak Acceleration	0.010	0.008	0.015	g
Peak Displacement	0.001	0.001	0.002	mm
Sensor Check	Passed	Passed	Passed	
Frequency	7.3	7.3	7.1	Hz
Overswing Ratio	3.3	3.4	3.7	

Peak Vector Sum 0.428 mm/s at 0.490 sec

N/A: Not Applicable

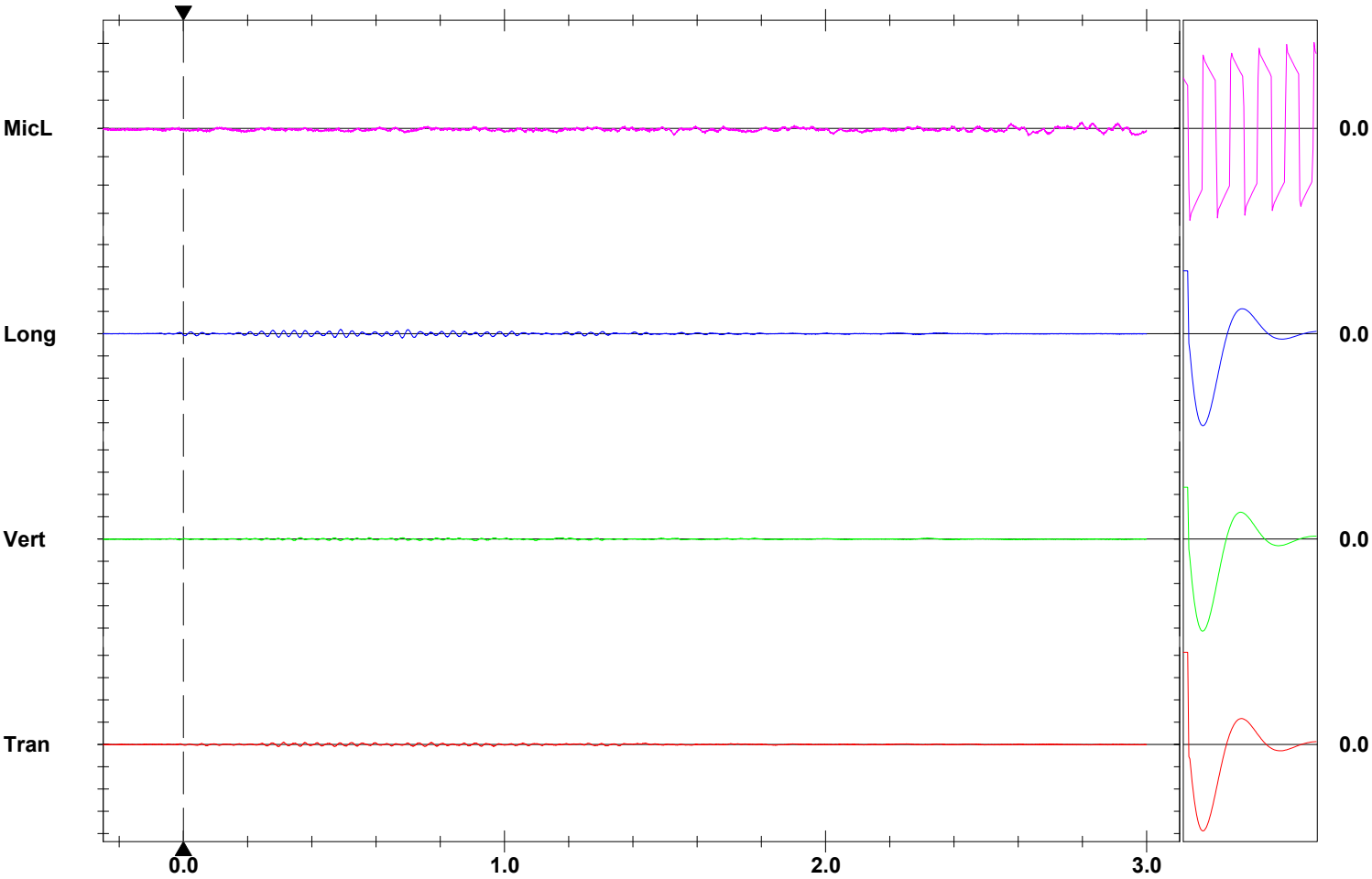

Time Scale: 0.20 sec/div **Amplitude Scale:** Geo: 2.000 mm/s/div Mic: 1.000 pa.(L)/div Sensor Check

Trigger = ▶—— ——◀

Format © 1995-2015 Xmark Corporation

Event Report

Date/Time	Long at 12:07:59 March 16, 2023
Trigger Source	Geo: 0.500 mm/s, Mic: 110.0 dB(L)
Range	Geo: 254.0 mm/s
Record Time	3.0 sec at 2048 sps
Operator/Setup:	Operator/Default Micromate DIN.mmb

Serial Number	UM10341 V 10-90GC Micromate DIN
Battery Level	3.8 Volts
Unit Calibration	June 2, 2022 by Saros Int
File Name	UM10341_20230316120759.IDFW

Notes: MP#2

Microphone	Linear Weighting
PSPL	100.3 dB(L) at 0.796 sec
ZC Freq	<1.0 Hz
Channel Test	Passed (Freq = 20.5 Hz Amp = 1493 mv)

	Tran	Vert	Long	
PPV	1.821	1.088	2.057	mm/s
ZC Freq	14.4	13.0	9.8	Hz
Time (Rel. to Trig)	0.663	0.698	1.248	sec
Peak Acceleration	0.021	0.025	0.021	g
Peak Displacement	0.025	0.012	0.031	mm
Sensor Check	Passed	Passed	Passed	
Frequency	7.3	7.5	7.3	Hz
Overswing Ratio	3.3	3.0	3.8	

Peak Vector Sum 2.133 mm/s at 1.248 sec

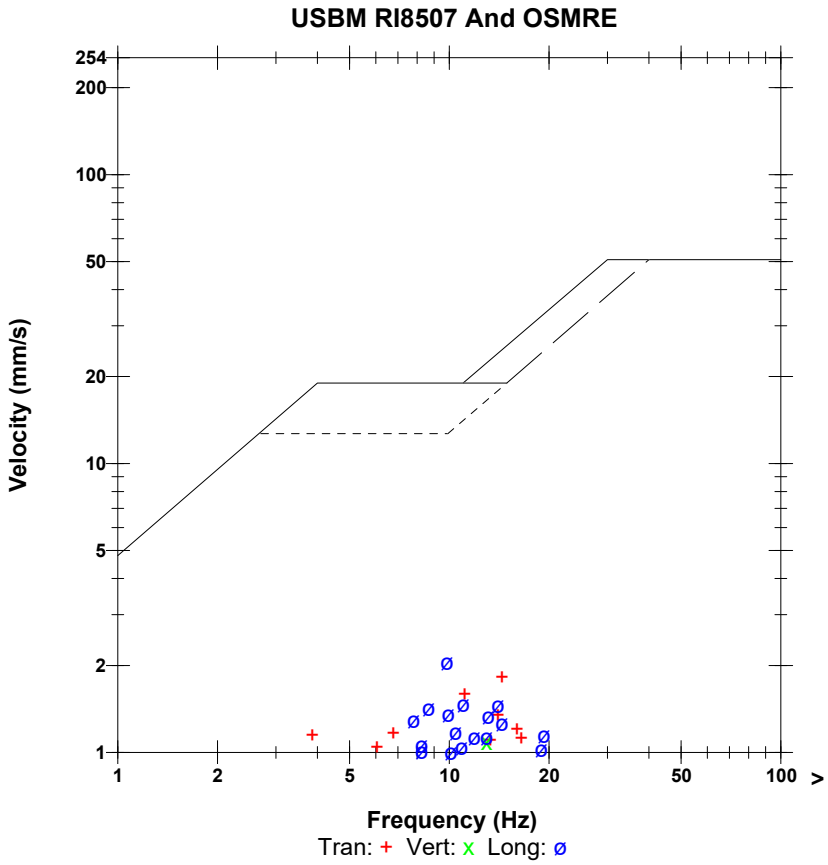

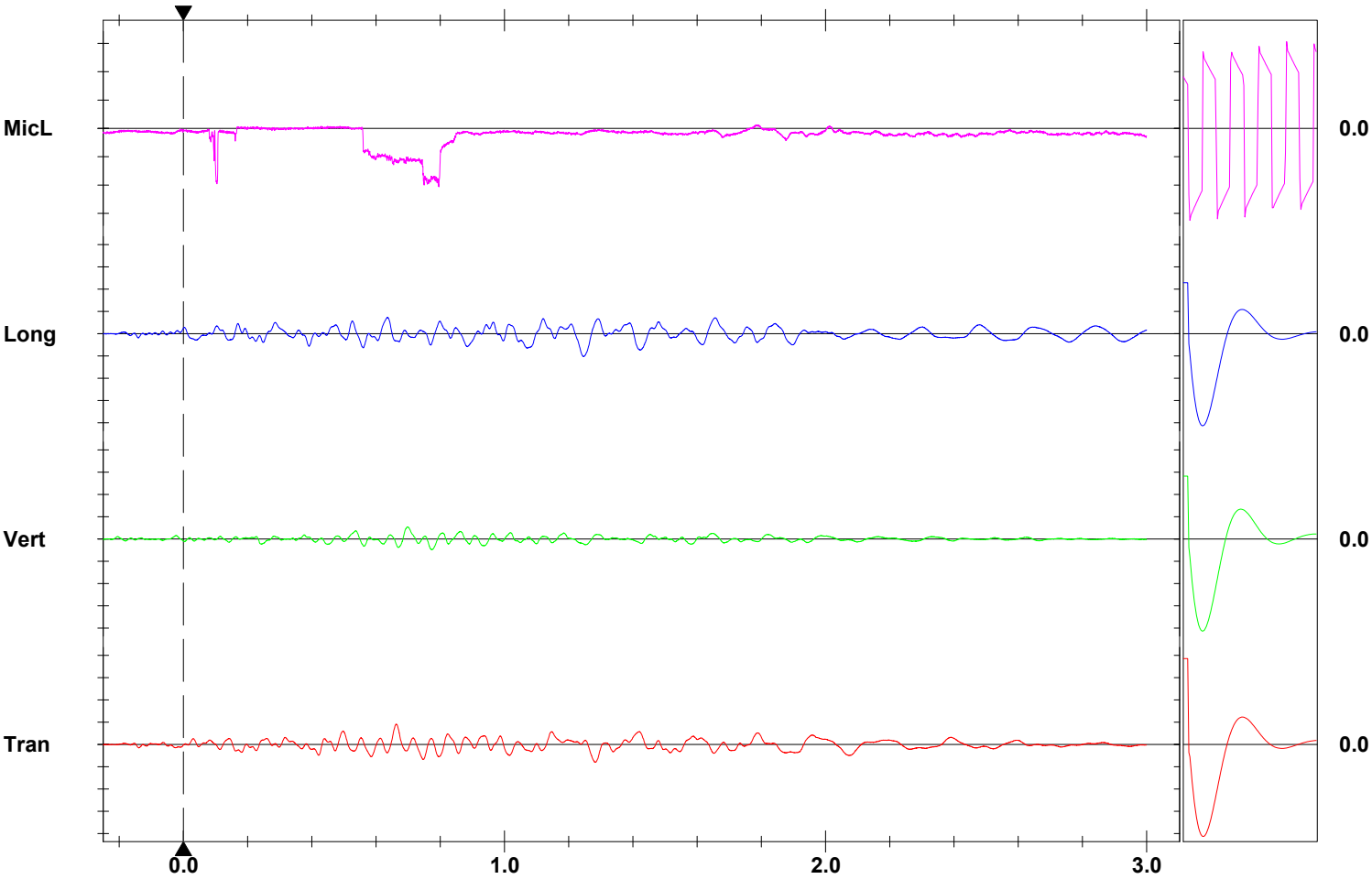

Time Scale: 0.20 sec/div **Amplitude Scale:** Geo: 2.000 mm/s/div Mic: 1.000 pa.(L)/div Sensor Check
Trigger =

Format © 1995-2015 Xmark Corporation

Blakebrook Monitor 3
484 Nimbin Rd

Location 8.

Event Report: Monitor Log - # BE22005-Compliance

Start Time	End Time	Status
---	---	SERIAL NUMBER: BE22005
Mar 16 /23 11:38:15	Mar 16 /23 11:38:16	Event recorded. Trigger Level MicL: 6.00 pa.(L)
Mar 16 /23 11:38:30	Mar 16 /23 11:38:31	Event recorded. Trigger Level MicL: 6.00 pa.(L)
Mar 16 /23 11:38:44	Mar 16 /23 11:38:45	Event recorded. Trigger Level MicL: 6.00 pa.(L)
Mar 16 /23 11:38:58	Mar 16 /23 11:38:59	Event recorded. Trigger Level MicL: 6.00 pa.(L)
Mar 16 /23 11:39:12	Mar 16 /23 11:39:13	Event recorded. Trigger Level MicL: 6.00 pa.(L)
Mar 16 /23 11:39:26	Mar 16 /23 11:39:27	Event recorded. Trigger Level MicL: 6.00 pa.(L)
Mar 16 /23 11:39:40	Mar 16 /23 11:39:41	Event recorded. Trigger Level MicL: 6.00 pa.(L)
Mar 16 /23 11:39:54	Mar 16 /23 11:39:55	Event recorded. Trigger Level MicL: 6.00 pa.(L)
Mar 16 /23 11:40:08	Mar 16 /23 11:40:09	Event recorded. Trigger Level MicL: 6.00 pa.(L)
Mar 16 /23 11:40:22	Mar 16 /23 11:40:23	Event recorded. Trigger Level MicL: 6.00 pa.(L)
Mar 16 /23 11:40:36	Mar 16 /23 11:40:37	Event recorded. Trigger Level MicL: 6.00 pa.(L)
Mar 16 /23 11:40:50	Mar 16 /23 11:40:51	Event recorded. Trigger Level MicL: 6.00 pa.(L)
Mar 16 /23 11:41:04	Mar 16 /23 11:41:05	Event recorded. Trigger Level MicL: 6.00 pa.(L)
Mar 16 /23 11:41:18	Mar 16 /23 11:41:19	Event recorded. Trigger Level MicL: 6.00 pa.(L)
Mar 16 /23 11:41:32	Mar 16 /23 11:41:33	Event recorded. Trigger Level MicL: 6.00 pa.(L)
Mar 16 /23 11:41:46	Mar 16 /23 11:41:47	Event recorded. Trigger Level MicL: 6.00 pa.(L)
Mar 16 /23 11:42:00	Mar 16 /23 11:42:01	Event recorded. Trigger Level MicL: 6.00 pa.(L)
Mar 16 /23 11:42:14	Mar 16 /23 11:42:15	Event recorded. Trigger Level MicL: 6.00 pa.(L)
Mar 16 /23 11:42:28	Mar 16 /23 11:42:29	Event recorded. Trigger Level MicL: 6.00 pa.(L)
Mar 16 /23 11:42:42	Mar 16 /23 11:42:43	Event recorded. Trigger Level MicL: 6.00 pa.(L)
Mar 16 /23 11:42:56	Mar 16 /23 11:42:57	Event recorded. Trigger Level MicL: 6.00 pa.(L)
Mar 16 /23 11:43:10	Mar 16 /23 11:43:11	Event recorded. Trigger Level MicL: 6.00 pa.(L)
Mar 16 /23 11:43:24	Mar 16 /23 11:43:25	Event recorded. Trigger Level MicL: 6.00 pa.(L)
Mar 16 /23 11:43:38	Mar 16 /23 11:43:39	Event recorded. Trigger Level MicL: 6.00 pa.(L)
Mar 16 /23 11:43:52	Mar 16 /23 11:43:53	Event recorded. Trigger Level MicL: 6.00 pa.(L)
Mar 16 /23 11:44:06	Mar 16 /23 11:44:07	Event recorded. Trigger Level MicL: 6.00 pa.(L)
Mar 16 /23 11:44:20	Mar 16 /23 11:44:21	Event recorded. Trigger Level MicL: 6.00 pa.(L)
Mar 16 /23 11:44:34	Mar 16 /23 11:44:35	Event recorded. Trigger Level MicL: 6.00 pa.(L)
Mar 16 /23 11:44:48	Mar 16 /23 11:44:49	Event recorded. Trigger Level MicL: 6.00 pa.(L)
Mar 16 /23 11:45:02	Mar 16 /23 11:45:03	Event recorded. Trigger Level MicL: 6.00 pa.(L)
Mar 16 /23 11:45:16	Mar 16 /23 11:45:17	Event recorded. Trigger Level MicL: 6.00 pa.(L)
Mar 16 /23 11:45:30	Mar 16 /23 11:45:31	Event recorded. Trigger Level MicL: 6.00 pa.(L)
Mar 16 /23 11:45:44	Mar 16 /23 11:45:45	Event recorded. Trigger Level MicL: 6.00 pa.(L)
Mar 16 /23 11:45:58	Mar 16 /23 11:45:59	Event recorded. Trigger Level MicL: 6.00 pa.(L)
Mar 16 /23 11:46:12	Mar 16 /23 11:46:13	Event recorded. Trigger Level MicL: 6.00 pa.(L)
Mar 16 /23 11:46:26	Mar 16 /23 11:46:27	Event recorded. Trigger Level MicL: 6.00 pa.(L)
Mar 16 /23 11:46:40	Mar 16 /23 11:46:41	Event recorded. Trigger Level MicL: 6.00 pa.(L)
Mar 16 /23 11:46:54	Mar 16 /23 11:46:55	Event recorded. Trigger Level MicL: 6.00 pa.(L)
Mar 16 /23 11:47:08	Mar 16 /23 11:47:09	Event recorded. Trigger Level MicL: 6.00 pa.(L)
Mar 16 /23 11:47:22	Mar 16 /23 11:47:23	Event recorded. Trigger Level MicL: 6.00 pa.(L)
Mar 16 /23 11:47:36	Mar 16 /23 11:47:37	Event recorded. Trigger Level MicL: 6.00 pa.(L)
Mar 16 /23 11:47:50	Mar 16 /23 11:47:51	Event recorded. Trigger Level MicL: 6.00 pa.(L)
Mar 16 /23 11:48:04	Mar 16 /23 11:48:05	Event recorded. Trigger Level MicL: 6.00 pa.(L)
Mar 16 /23 11:48:18	Mar 16 /23 11:48:19	Event recorded. Trigger Level MicL: 6.00 pa.(L)
Mar 16 /23 11:48:32	Mar 16 /23 11:48:33	Event recorded. Trigger Level MicL: 6.00 pa.(L)
Mar 16 /23 11:48:46	Mar 16 /23 11:48:47	Event recorded. Trigger Level MicL: 6.00 pa.(L)
Mar 16 /23 11:49:00	Mar 16 /23 11:49:01	Event recorded. Trigger Level MicL: 6.00 pa.(L)
Mar 16 /23 11:49:14	Mar 16 /23 11:49:15	Event recorded. Trigger Level MicL: 6.00 pa.(L)
Mar 16 /23 11:49:28	Mar 16 /23 11:49:29	Event recorded. Trigger Level MicL: 6.00 pa.(L)
Mar 16 /23 11:49:42	Mar 16 /23 11:49:43	Event recorded. Trigger Level MicL: 6.00 pa.(L)
Mar 16 /23 11:49:56	Mar 16 /23 11:49:57	Event recorded. Trigger Level MicL: 6.00 pa.(L)
Mar 16 /23 11:50:10	Mar 16 /23 11:50:11	Event recorded. Trigger Level MicL: 6.00 pa.(L)
Mar 16 /23 11:50:24	Mar 16 /23 11:50:25	Event recorded. Trigger Level MicL: 6.00 pa.(L)
Mar 16 /23 11:50:38	Mar 16 /23 11:50:39	Event recorded. Trigger Level MicL: 6.00 pa.(L)
Mar 16 /23 11:50:52	Mar 16 /23 11:50:53	Event recorded. Trigger Level MicL: 6.00 pa.(L)
Mar 16 /23 11:51:06	Mar 16 /23 11:51:07	Event recorded. Trigger Level MicL: 6.00 pa.(L)
Mar 16 /23 11:51:20	Mar 16 /23 11:51:21	Event recorded. Trigger Level MicL: 6.00 pa.(L)
Mar 16 /23 11:51:34	Mar 16 /23 11:51:35	Event recorded. Trigger Level MicL: 6.00 pa.(L)
Mar 16 /23 11:51:48	Mar 16 /23 11:51:49	Event recorded. Trigger Level MicL: 6.00 pa.(L)
Mar 16 /23 11:52:02	Mar 16 /23 11:52:03	Event recorded. Trigger Level MicL: 6.00 pa.(L)
Mar 16 /23 11:52:16	Mar 16 /23 11:52:17	Event recorded. Trigger Level MicL: 6.00 pa.(L)
Mar 16 /23 11:52:30	Mar 16 /23 11:52:31	Event recorded. Trigger Level MicL: 6.00 pa.(L)
Mar 16 /23 11:52:44	Mar 16 /23 11:52:45	Event recorded. Trigger Level MicL: 6.00 pa.(L)
Mar 16 /23 11:52:58	Mar 16 /23 11:52:59	Event recorded. Trigger Level MicL: 6.00 pa.(L)
Mar 16 /23 11:53:12	Mar 16 /23 11:53:13	Event recorded. Trigger Level MicL: 6.00 pa.(L)
Mar 16 /23 11:53:26	Mar 16 /23 11:53:27	Event recorded. Trigger Level MicL: 6.00 pa.(L)
Mar 16 /23 11:53:40	Mar 16 /23 11:53:41	Event recorded. Trigger Level MicL: 6.00 pa.(L)
Mar 16 /23 11:53:54	Mar 16 /23 11:53:55	Event recorded. Trigger Level MicL: 6.00 pa.(L)
Mar 16 /23 11:54:08	Mar 16 /23 11:54:09	Event recorded. Trigger Level MicL: 6.00 pa.(L)
Mar 16 /23 11:54:22	Mar 16 /23 11:54:23	Event recorded. Trigger Level MicL: 6.00 pa.(L)
Mar 16 /23 11:54:36	Mar 16 /23 11:54:37	Event recorded. Trigger Level MicL: 6.00 pa.(L)

Event Report: Monitor Log - # BE22005-Compliance

Start Time	End Time	Status
Mar 16 /23 11:54:50	Mar 16 /23 11:54:51	Event recorded. Trigger Level MicL: 6.00 pa.(L)
Mar 16 /23 11:55:04	Mar 16 /23 11:55:05	Event recorded. Trigger Level MicL: 6.00 pa.(L)
Mar 16 /23 11:55:18	Mar 16 /23 11:55:19	Event recorded. Trigger Level MicL: 6.00 pa.(L)
Mar 16 /23 11:55:32	Mar 16 /23 11:55:33	Event recorded. Trigger Level MicL: 6.00 pa.(L)
Mar 16 /23 11:55:46	Mar 16 /23 11:55:47	Event recorded. Trigger Level MicL: 6.00 pa.(L)
Mar 16 /23 11:56:00	Mar 16 /23 11:56:01	Event recorded. Trigger Level MicL: 6.00 pa.(L)
Mar 16 /23 11:56:14	Mar 16 /23 11:56:15	Event recorded. Trigger Level MicL: 6.00 pa.(L)
Mar 16 /23 11:56:28	Mar 16 /23 11:56:29	Event recorded. Trigger Level MicL: 6.00 pa.(L)
Mar 16 /23 11:56:42	Mar 16 /23 11:56:43	Event recorded. Trigger Level MicL: 6.00 pa.(L)
Mar 16 /23 11:56:56	Mar 16 /23 11:56:57	Event recorded. Trigger Level MicL: 6.00 pa.(L)
Mar 16 /23 11:57:10	Mar 16 /23 11:57:11	Event recorded. Trigger Level MicL: 6.00 pa.(L)
Mar 16 /23 11:57:24	Mar 16 /23 11:57:25	Event recorded. Trigger Level MicL: 6.00 pa.(L)
Mar 16 /23 11:57:38	Mar 16 /23 11:57:39	Event recorded. Trigger Level MicL: 6.00 pa.(L)
Mar 16 /23 11:57:52	Mar 16 /23 11:57:53	Event recorded. Trigger Level MicL: 6.00 pa.(L)
Mar 16 /23 11:58:06	Mar 16 /23 11:58:07	Event recorded. Trigger Level MicL: 6.00 pa.(L)
Mar 16 /23 11:58:20	Mar 16 /23 11:58:21	Event recorded. Trigger Level MicL: 6.00 pa.(L)
Mar 16 /23 11:58:34	Mar 16 /23 11:58:35	Event recorded. Trigger Level MicL: 6.00 pa.(L)
Mar 16 /23 11:58:48	Mar 16 /23 11:58:49	Event recorded. Trigger Level MicL: 6.00 pa.(L)
Mar 16 /23 11:59:02	Mar 16 /23 11:59:03	Event recorded. Trigger Level MicL: 6.00 pa.(L)
Mar 16 /23 11:59:16	Mar 16 /23 11:59:17	Event recorded. Trigger Level MicL: 6.00 pa.(L)
Mar 16 /23 11:59:30	Mar 16 /23 11:59:31	Event recorded. Trigger Level MicL: 6.00 pa.(L)
Mar 16 /23 11:59:44	Mar 16 /23 11:59:45	Event recorded. Trigger Level MicL: 6.00 pa.(L)
Mar 16 /23 11:59:58	Mar 16 /23 11:59:59	Event recorded. Trigger Level MicL: 6.00 pa.(L)
Mar 16 /23 12:00:12	Mar 16 /23 12:00:13	Event recorded. Trigger Level MicL: 6.00 pa.(L)
Mar 16 /23 12:00:26	Mar 16 /23 12:00:27	Event recorded. Trigger Level MicL: 6.00 pa.(L)
Mar 16 /23 12:00:40	Mar 16 /23 12:00:41	Event recorded. Trigger Level MicL: 6.00 pa.(L)
Mar 16 /23 12:00:54	Mar 16 /23 12:00:55	Event recorded. Trigger Level MicL: 6.00 pa.(L)
Mar 16 /23 12:01:08	Mar 16 /23 12:01:09	Event recorded. Trigger Level MicL: 6.00 pa.(L)
Mar 16 /23 12:01:22	Mar 16 /23 12:01:23	Event recorded. Trigger Level MicL: 6.00 pa.(L)
Mar 16 /23 12:01:36	Mar 16 /23 12:29:45	No events recorded. (Keyboard Exit) Geo: 0.510 mm/s Mic: 6.00 pa.(L)

Event Report

Date/Time	Long at 11:04:27 March 16, 2023
Trigger Source	Geo: 0.510 mm/s, Mic: 110.0 dB(L)
Range	Geo: 254.0 mm/s
Record Time	3.0 sec at 1024 sps

Serial Number	BA17309 V 10.72-8.17 BlastMate III
Battery Level	6.4 Volts
Unit Calibration	January 19, 2023 by Saros Int.
File Name	__TEMP.EVT

Notes: MP#4

RON SOUTHON P/L
General:

Extended Notes

Microphone	Linear Weighting
PSPL	100.0 dB(L) at 2.548 sec
ZC Freq	8.8 Hz
Channel Test	Passed (Freq = 20.1 Hz Amp = 426 mv)

	Tran	Vert	Long	
PPV	2.032	1.651	2.032	mm/s
ZC Freq	12	15	16	Hz
Time (Rel. to Trig)	1.901	0.873	1.552	sec
Peak Acceleration	0.027	0.027	0.040	g
Peak Displacement	0.033	0.017	0.023	mm
Sensor Check	Passed	Passed	Passed	
Frequency	7.9	7.5	7.4	Hz
Overswing Ratio	3.4	3.2	3.7	

Peak Vector Sum 2.261 mm/s at 1.306 sec

USBM RI8507 And OSMRE

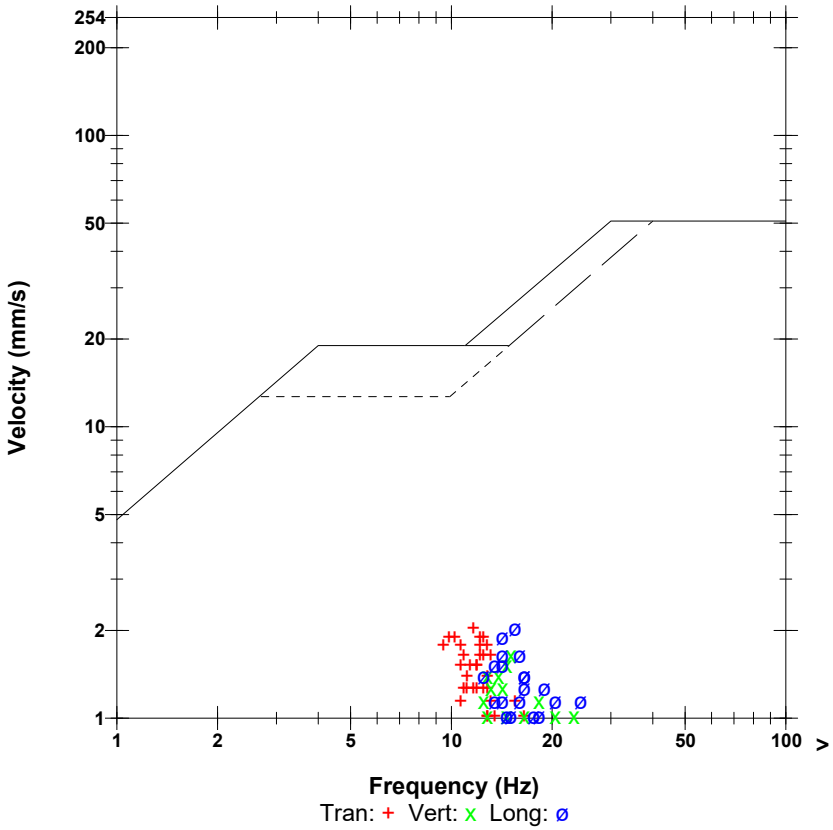

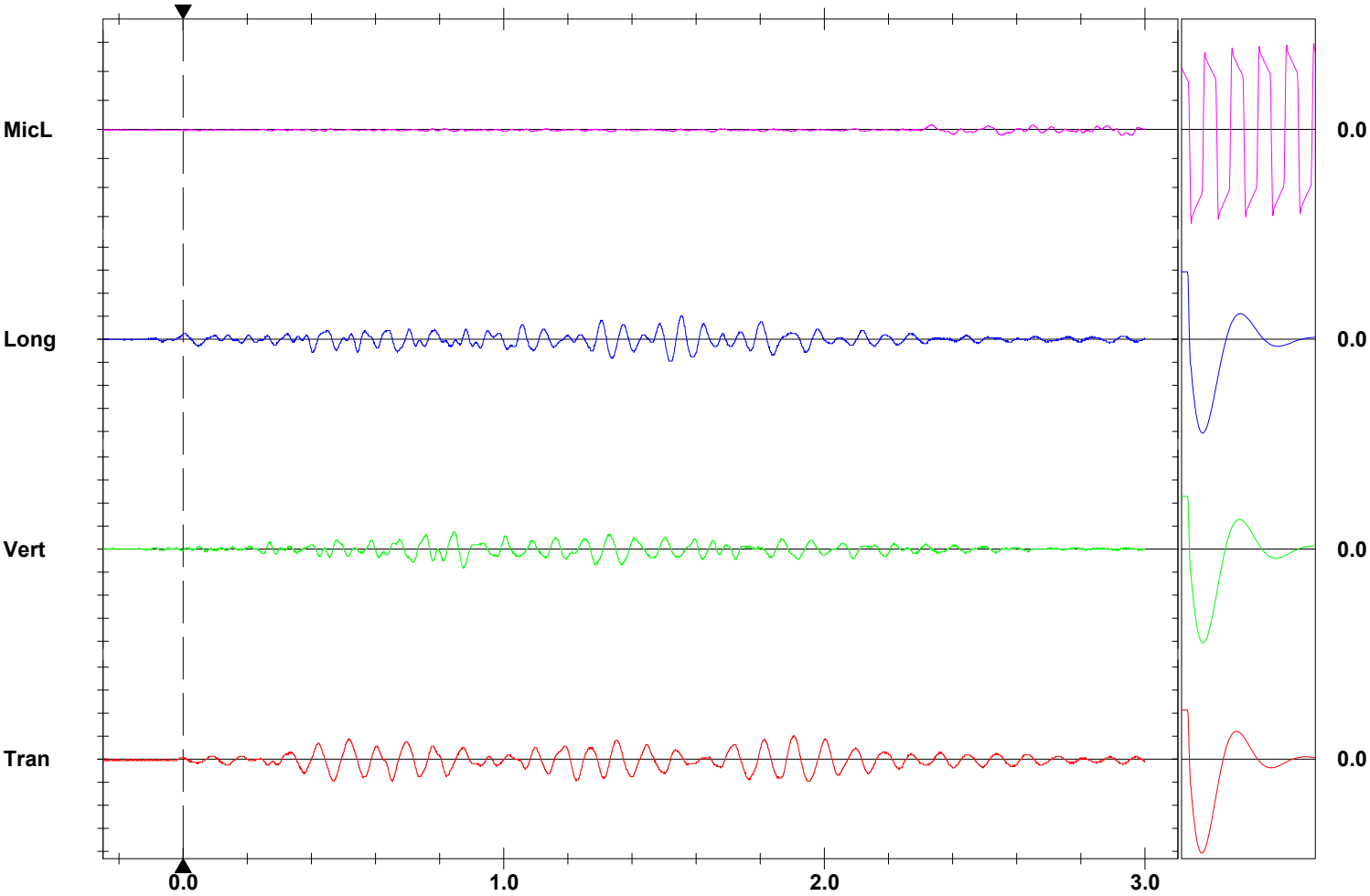

Time Scale: 0.20 sec/div **Amplitude Scale:** Geo: 2.000 mm/s/div Mic: 10.000 pa.(L)/div Sensor Check
Trigger = ▶—— ——◀

Format © 1995-2015 Xmark Corporation

Event Report

Date/Time	Long at 10:58:31 April 4, 2023
Trigger Source	Geo: 0.500 mm/s
Range	Geo: 254.0 mm/s
Record Time	3.0 sec at 2048 sps
Operator/Setup:	Operator/Default Micromate DIN.MMB

Serial Number	UM10341 V 10-90GC Micromate DIN
Battery Level	3.8 Volts
Unit Calibration	June 2, 2022 by Saros Int
File Name	UM10341_20230404105831.IDFW

Notes: MP#2

Microphone	Linear Weighting
PSPL	<88 dB(L)
ZC Freq	31 Hz
Channel Test	Passed (Freq = 20.5 Hz Amp = 1620 mv)

	Tran	Vert	Long	
PPV	0.914	0.449	0.749	mm/s
ZC Freq	8.6	12.3	9.7	Hz
Time (Rel. to Trig)	0.163	0.152	0.006	sec
Peak Acceleration	0.015	0.015	0.013	g
Peak Displacement	0.013	0.004	0.011	mm
Sensor Check	Passed	Passed	Passed	
Frequency	7.3	7.5	7.3	Hz
Overswing Ratio	3.4	3.1	3.7	

Peak Vector Sum 0.941 mm/s at 0.163 sec

N/A: Not Applicable

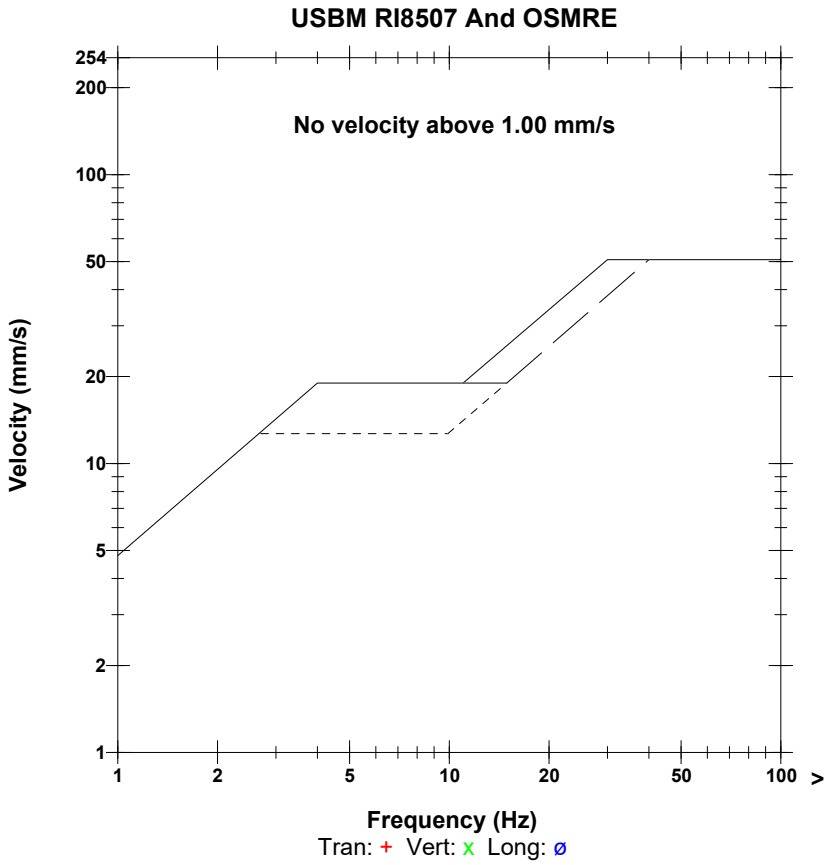

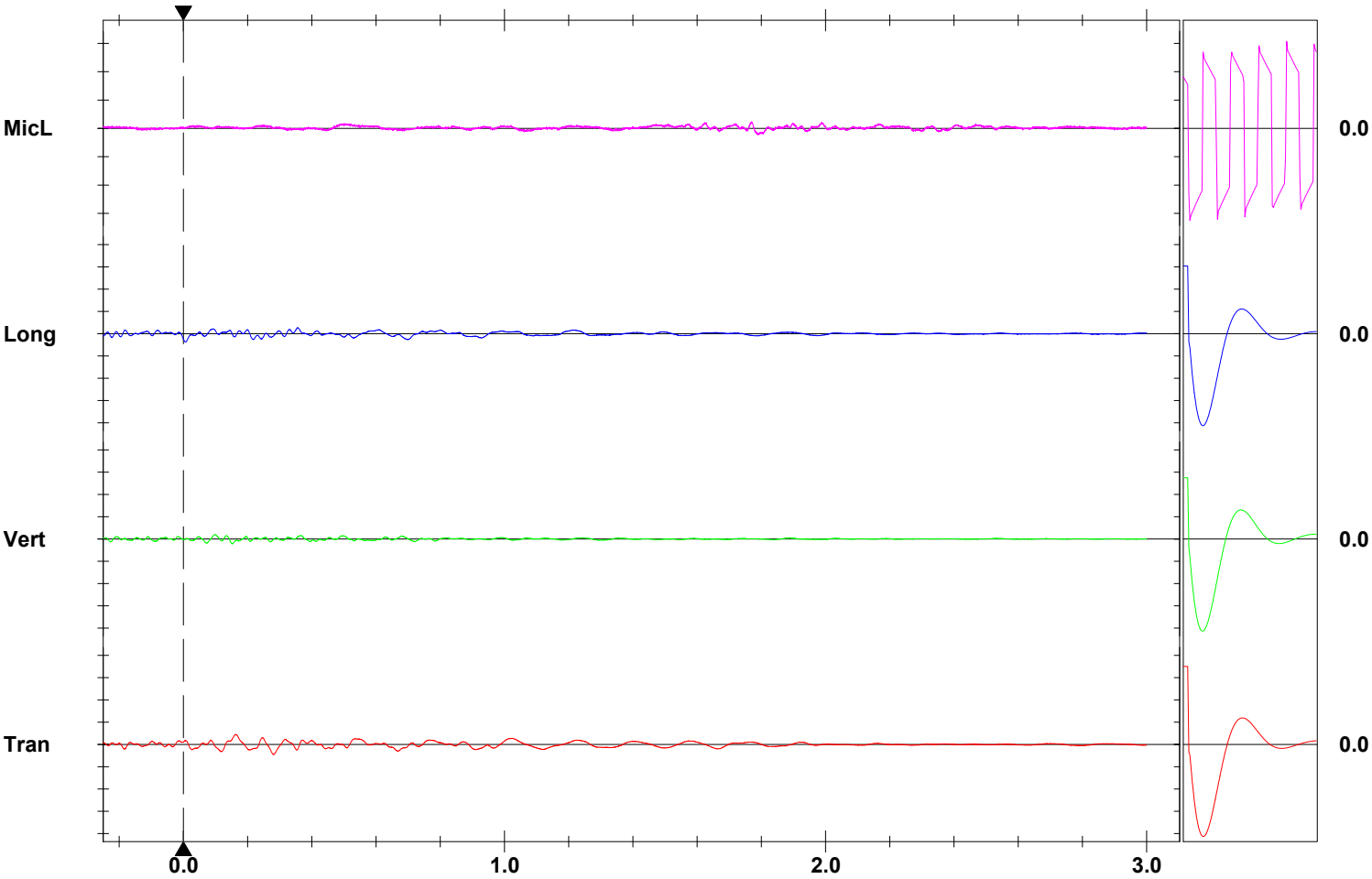

Time Scale: 0.20 sec/div **Amplitude Scale:** Geo: 2.000 mm/s/div Mic: 1.000 pa.(L)/div Sensor Check

Trigger = ▶—— ——◀

Format © 1995-2015 Xmark Corporation

Event Report

Date/Time	Long at 10:58:19 April 4, 2023
Trigger Source	Geo: 0.127 mm/s
Range	Geo: 254.0 mm/s
Record Time	3.0 sec at 2048 sps
Operator/Setup:	Operator/Default Micromate DIN.MMB

Serial Number	UM10342 V 10-90GC Micromate DIN
Battery Level	3.8 Volts
Unit Calibration	June 3, 2022 by Saros Int
File Name	UM10342_20230404105819.IDFW

Notes 308 Keerong Rd

Microphone	Linear Weighting
PSPL	104.4 dB(L) at 2.015 sec
ZC Freq	10.7 Hz
Channel Test	Passed (Freq = 20.5 Hz Amp = 1576 mv)

	Tran	Vert	Long	
PPV	1.545	1.364	3.421	mm/s
ZC Freq	1.5	102	25	Hz
Time (Rel. to Trig)	0.502	0.501	0.121	sec
Peak Acceleration	0.140	0.194	0.341	g
Peak Displacement	0.064	0.008	0.132	mm
Sensor Check	Passed	Passed	Passed	
Frequency	7.1	7.3	7.1	Hz
Overswing Ratio	3.5	3.4	3.7	

Peak Vector Sum 3.688 mm/s at 0.502 sec

USBM RI8507 And OSMRE

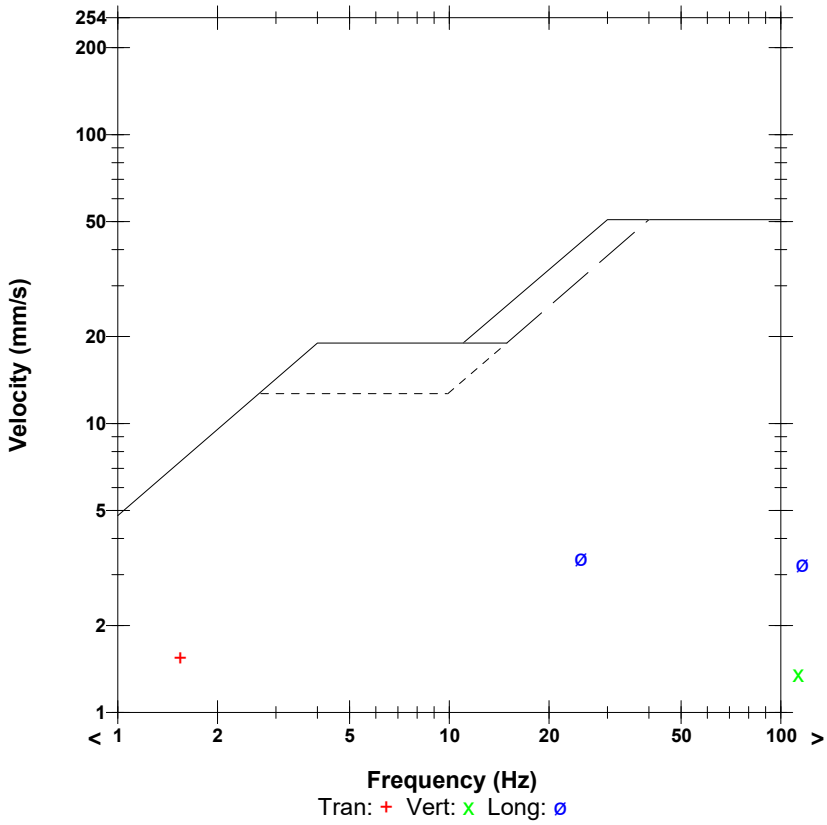

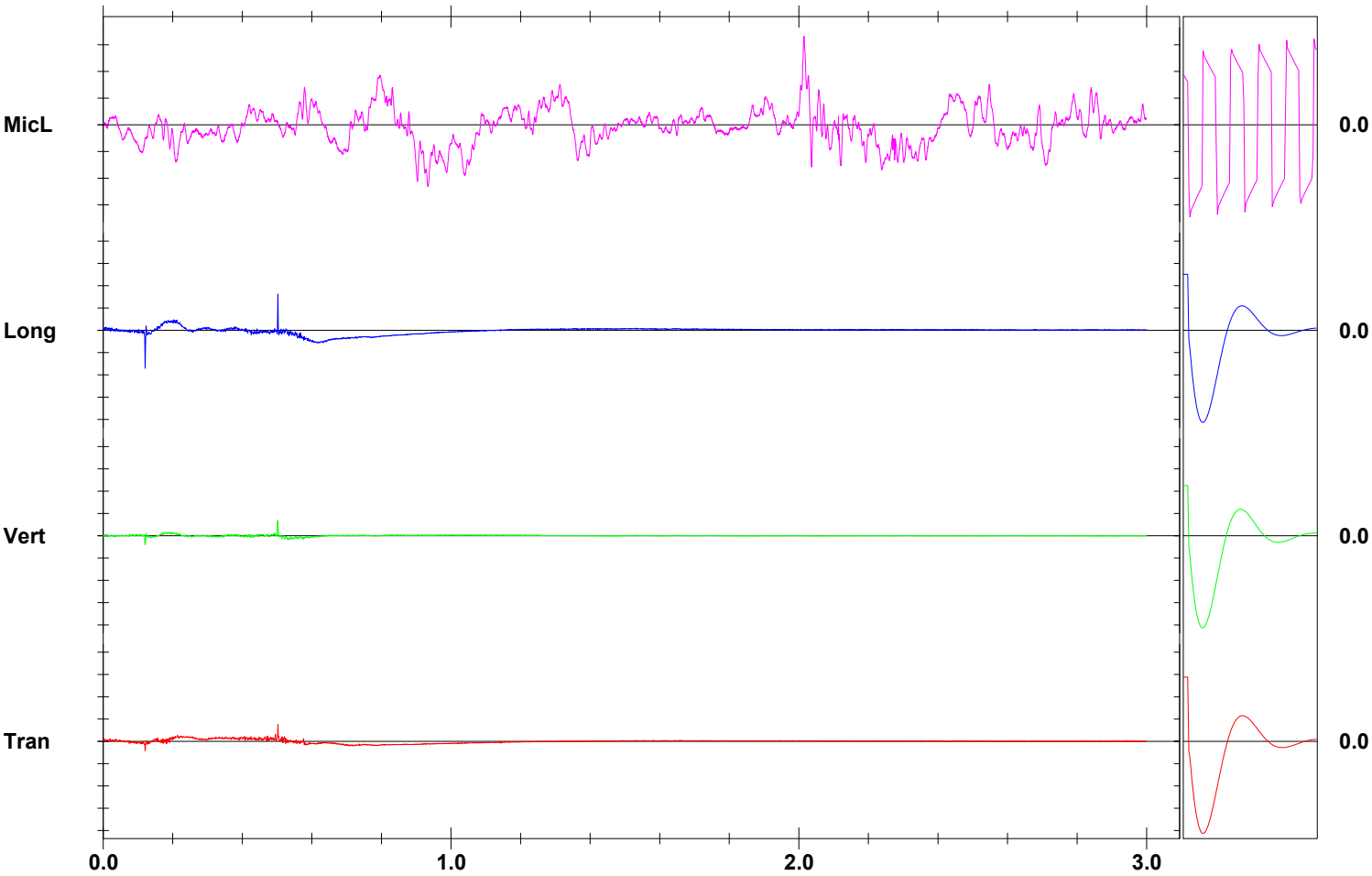

Time Scale: 0.20 sec/div **Amplitude Scale:** Geo: 2.000 mm/s/div Mic: 1.000 pa.(L)/div Sensor Check

Format © 1995-2015 Xmark Corporation

Event Report

Date/Time	Long at 12:57:38 April 4, 2023
Trigger Source	Geo: 0.510 mm/s
Range	Geo: 254.0 mm/s
Record Time	3.0 sec at 1024 sps

Serial Number	BA17309 V 10.72-8.17 BlastMate III
Battery Level	6.2 Volts
Unit Calibration	January 19, 2023 by Saros Int.
File Name	__TEMP.EVT

Notes: MP#4

RON SOUTHON P/L
General:

Extended Notes

Microphone	Linear Weighting
PSPL	100.0 dB(L) at 2.604 sec
ZC Freq	7.5 Hz
Channel Test	Passed (Freq = 20.1 Hz Amp = 532 mv)

	Tran	Vert	Long	
PPV	1.524	1.651	1.778	mm/s
ZC Freq	12	17	9.1	Hz
Time (Rel. to Trig)	1.069	0.805	0.781	sec
Peak Acceleration	0.027	0.027	0.040	g
Peak Displacement	0.019	0.018	0.024	mm
Sensor Check	Passed	Passed	Passed	
Frequency	7.8	7.5	7.2	Hz
Overswing Ratio	3.5	3.2	3.8	

Peak Vector Sum 2.265 mm/s at 1.151 sec

USBM RI8507 And OSMRE

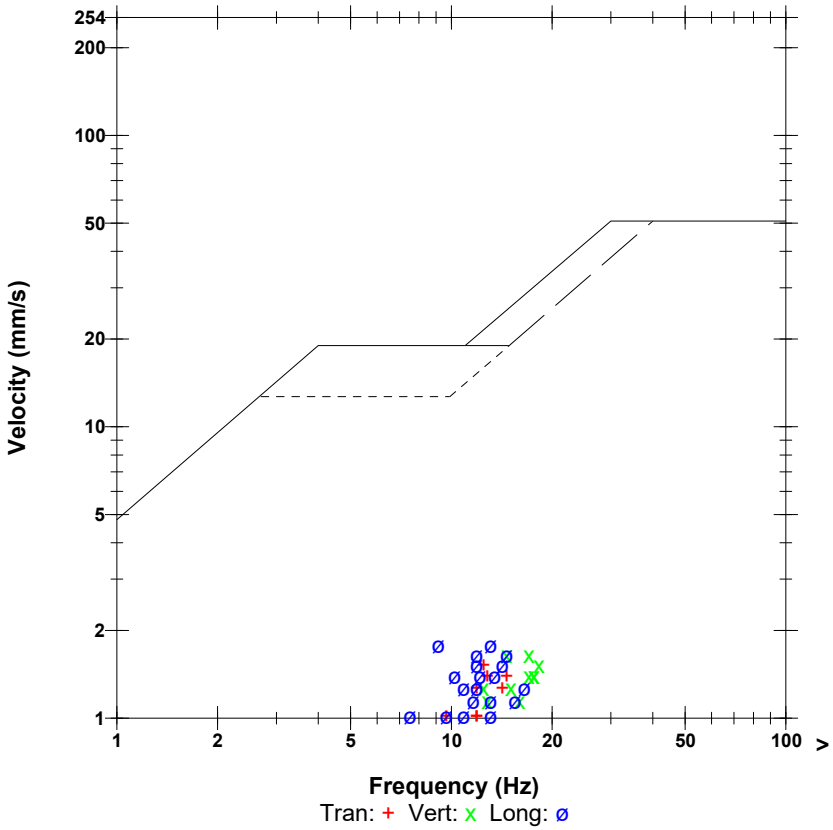

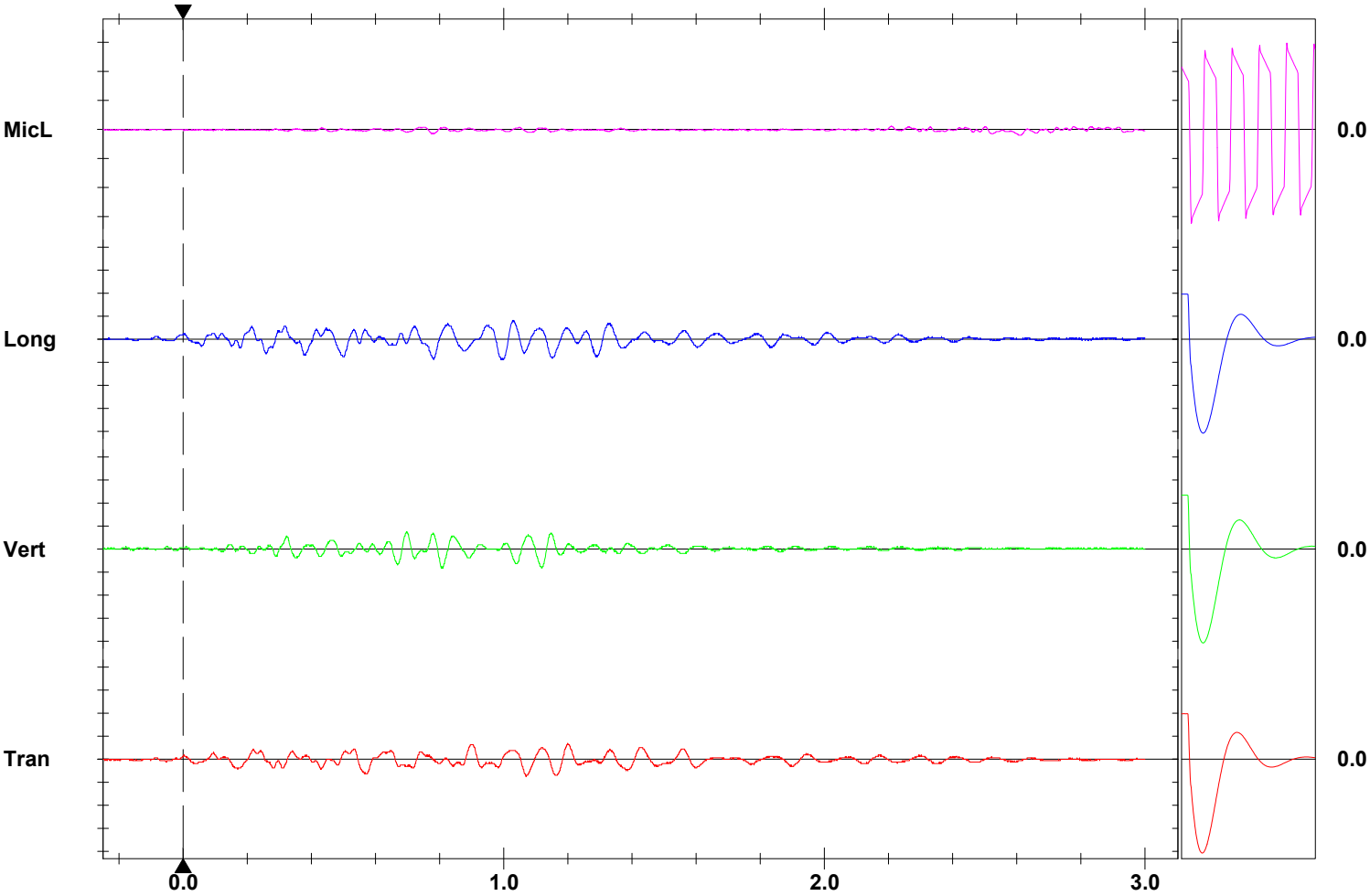

Time Scale: 0.20 sec/div **Amplitude Scale:** Geo: 2.000 mm/s/div Mic: 10.000 pa.(L)/div Sensor Check
Trigger = ▶—— ——◀

Format © 1995-2015 Xmark Corporation

Results Summary Report

Customer	Blakebrook Quarry
Date of blast	04-04-2023
Time of blast	11:58am
Blast number	04
Monitor Location	**Location 2** (190 Keerrong Rd Blakebrook)
Monitor name/ model details:	Micromate MONITOR 1
Monitor Serial no	UM10341
Time of recording/comments	Daylight saving adj corrections both auto & manual mean an incorrect time of 10.:58m was indicated on the monitor.
Calibration date	02-06-2022
Instrumentation used to measure the airblast overpressure and ground vibration levels meets the requirements of Australian Standard *AS 2187.2-2006.*	Y
Airblast overpressure result (dB)	88
Ground vibration result (PPV)	0.914mm/s, 0.449, 0.749mm/s (PVS 0.941mm/s)
Licence limits	Airblast overpressure - 115 dB Ground vibration (PPV) - 5mm/s
Comments	

Monitor Location	**Location 8** (484 Nimbin Rd Blakebrook)
Monitor name/ model details:	Minimate Plus MONITOR 3
Monitor Serial no	BE22005
Time of recording/comments	Set on old day light saving time
Calibration date	17-02-2023
Instrumentation used to measure the airblast overpressure and ground vibration levels meets the requirements of Australian Standard *AS 2187.2-2006.*	Y
Airblast overpressure result (dB)	No Trigger
Ground vibration result (PPV)	No Trigger
EPL limits	Airblast overpressure - 115 dB Ground vibration (PPV) - 5mm/s
Comments	

Monitor Location	**Location 4** (365 Booerie Creek Road Booerie Creek)
Monitor name/ model details:	Blastmate III MONITOR 4
Monitor Serial no	BA17309
Time of recording/comments	Time not adjusted back for end of daylight saving. Monitor showed incorrect time of 12:58pm
Calibration date	19-01-2023
Instrumentation used to measure the airblast overpressure and ground vibration levels meets the requirements of Australian Standard *AS 2187.2-2006.*	Y
Airblast overpressure result (dB)	100dB(L)

Ground vibration result (PPV)	1.524, 1.651, 1.778mm/s (PVS 2.265mm/s)
EPL limits	Airblast overpressure - 115 dB Ground vibration (PPV) - 5mm/s
Comments	

Monitor Location	**Additional residence** – 308 Keerrong Rd	
Monitor name/ model details:	Micromate MONITOR 2	
Monitor Serial no	UM10342	
Time of recording/comments	Daylight saving adj corrections both auto & manual mean an incorrect time of 10.:58m was indicated on the monitor.	
Calibration date	03-06-2022	
Instrumentation used to measure the airblast overpressure and ground vibration levels meets the requirements of Australian Standard *AS 2187.2-2006.*		Y
Airblast overpressure result (dB)	104.4 dB(L)	
Ground vibration result (PPV)	1.545, 1.364, 3.421mm/s (PVS 3.688mm/s)	
EPL limits	Airblast overpressure - 115 dB Ground vibration (PPV) - 5mm/s	
Comments		

Name:	**Geof Chilcott**	
Signature:		
Position:	**Owner/Director**	**Date:** **04-04-2023**

Printed: April 4, 2023 (V 10.72 - 10.74) Event Report: Monitor Log - # BE22005-Compliance

Start Time	End Time	Status
---	---	SERIAL NUMBER: BE22005
Apr 4 /23 12:20:09		Start Monitoring Trigger Level: Geo: 0.510 mm/s
Apr 4 /23 13:18:19	Apr 4 /23 13:18:20	Event recorded. (Keyboard Exit) Trigger Level Tran: 0.510 mm/s

Event Report

Date/Time	Tran at 11:11:30 May 2, 2023
Trigger Source	Geo: 0.500 mm/s
Range	Geo: 254.0 mm/s
Record Time	3.0 sec at 2048 sps
Operator/Setup:	Operator/Default Micromate DIN.MMB

Serial Number	UM10341 V 10-90GC Micromate DIN
Battery Level	3.8 Volts
Unit Calibration	June 2, 2022 by Saros Int
File Name	UM10341_20230502111130.IDFW

Notes: MP #2

Microphone	Linear Weighting
PSPL	95.3 dB(L) at -0.066 sec
ZC Freq	3.9 Hz
Channel Test	Passed (Freq = 20.5 Hz Amp = 1631 mv)

	Tran	Vert	Long	
PPV	0.497	0.181	0.386	mm/s
ZC Freq	5.9	26	7.6	Hz
Time (Rel. to Trig)	0.000	-0.196	0.480	sec
Peak Acceleration	0.012	0.010	0.012	g
Peak Displacement	0.016	0.002	0.008	mm
Sensor Check	Check	Passed	Check	
Frequency	7.7	7.5	7.3	Hz
Overswing Ratio	2310.0	3.2	3.4	

Peak Vector Sum 0.537 mm/s at 0.173 sec

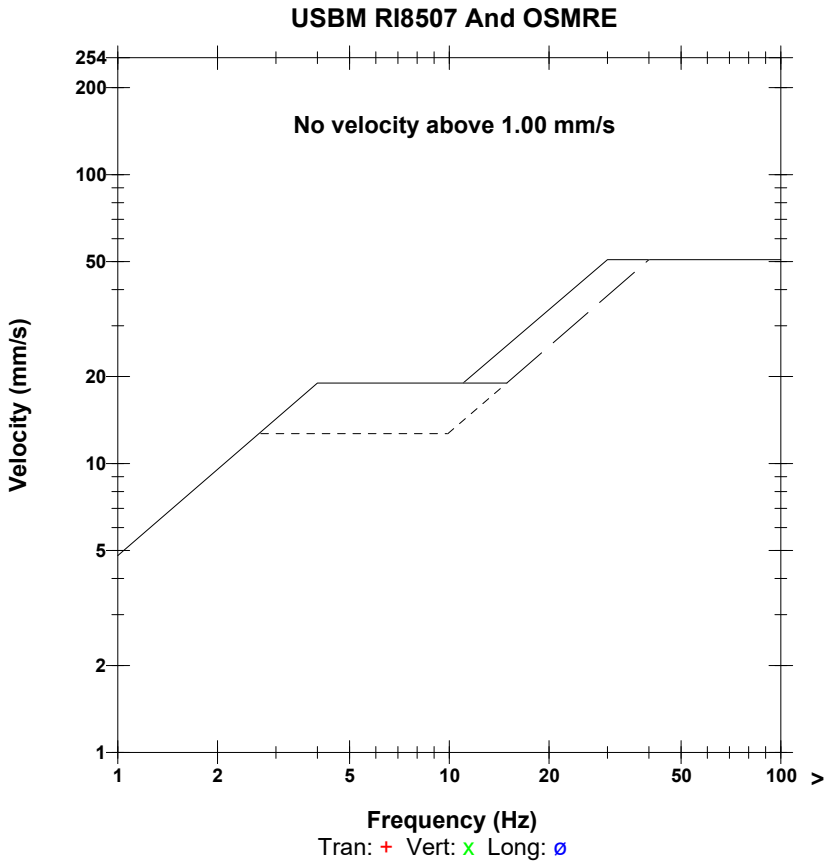

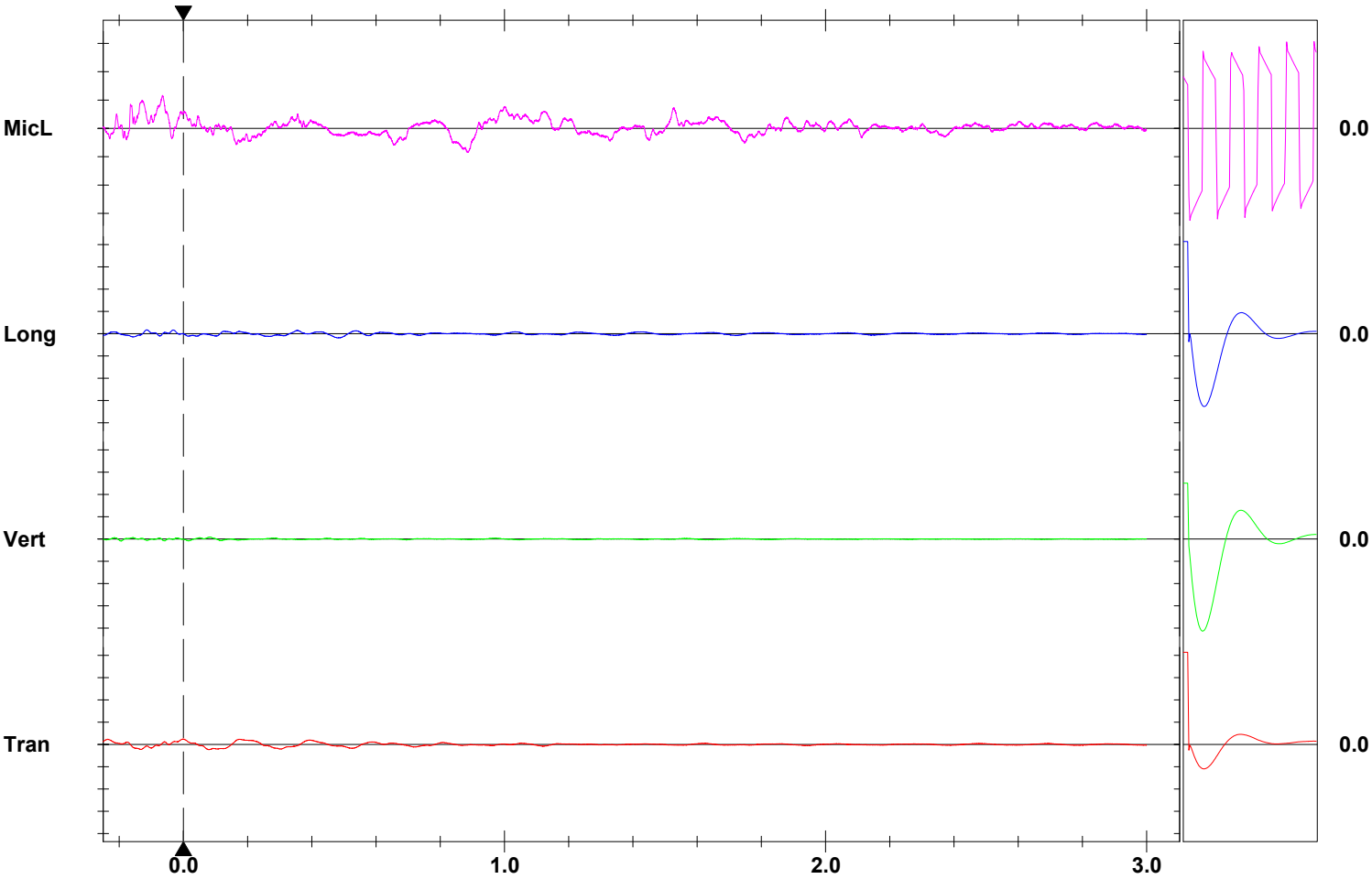

Time Scale: 0.20 sec/div **Amplitude Scale:** Geo: 2.000 mm/s/div Mic: 1.000 pa.(L)/div Sensor Check
Trigger = ▶—— ——◀

Format © 1995-2015 Xmark Corporation

Event Report

Date/Time	Vert at 11:11:57 May 2, 2023
Trigger Source	Geo: 0.510 mm/s
Range	Geo: 254.0 mm/s
Record Time	1.0 sec at 1024 sps
Job Number:	1

Serial Number	BE22005 V 10.72-8.17 MiniMate Plus
Battery Level	6.3 Volts
Unit Calibration	February 17, 2023 by Saros Int.
File Name	__TEMP.EVT

Notes: MP#8
Location:
Client:
User Name:
General:

Extended Notes

Microphone	Linear Weighting
PSPL	<88 dB(L)
ZC Freq	>100 Hz
Channel Test	Passed (Freq = 19.7 Hz Amp = 598 mv)

	Tran	Vert	Long	
PPV	0.762	0.889	0.762	mm/s
ZC Freq	18	23	28	Hz
Time (Rel. to Trig)	0.913	0.298	0.401	sec
Peak Acceleration	0.013	0.027	0.027	g
Peak Displacement	0.007	0.007	0.005	mm
Sensor Check	Passed	Passed	Passed	
Frequency	7.3	7.6	7.6	Hz
Overswing Ratio	3.6	3.6	3.8	

Peak Vector Sum 1.000 mm/s at 0.936 sec
N/A: Not Applicable

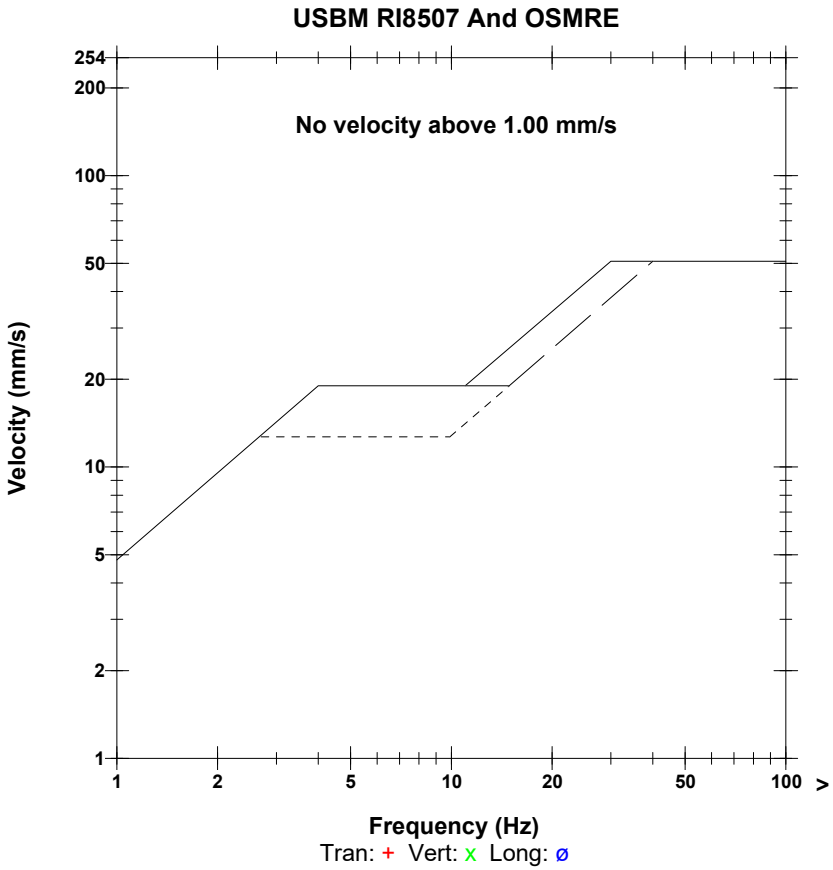

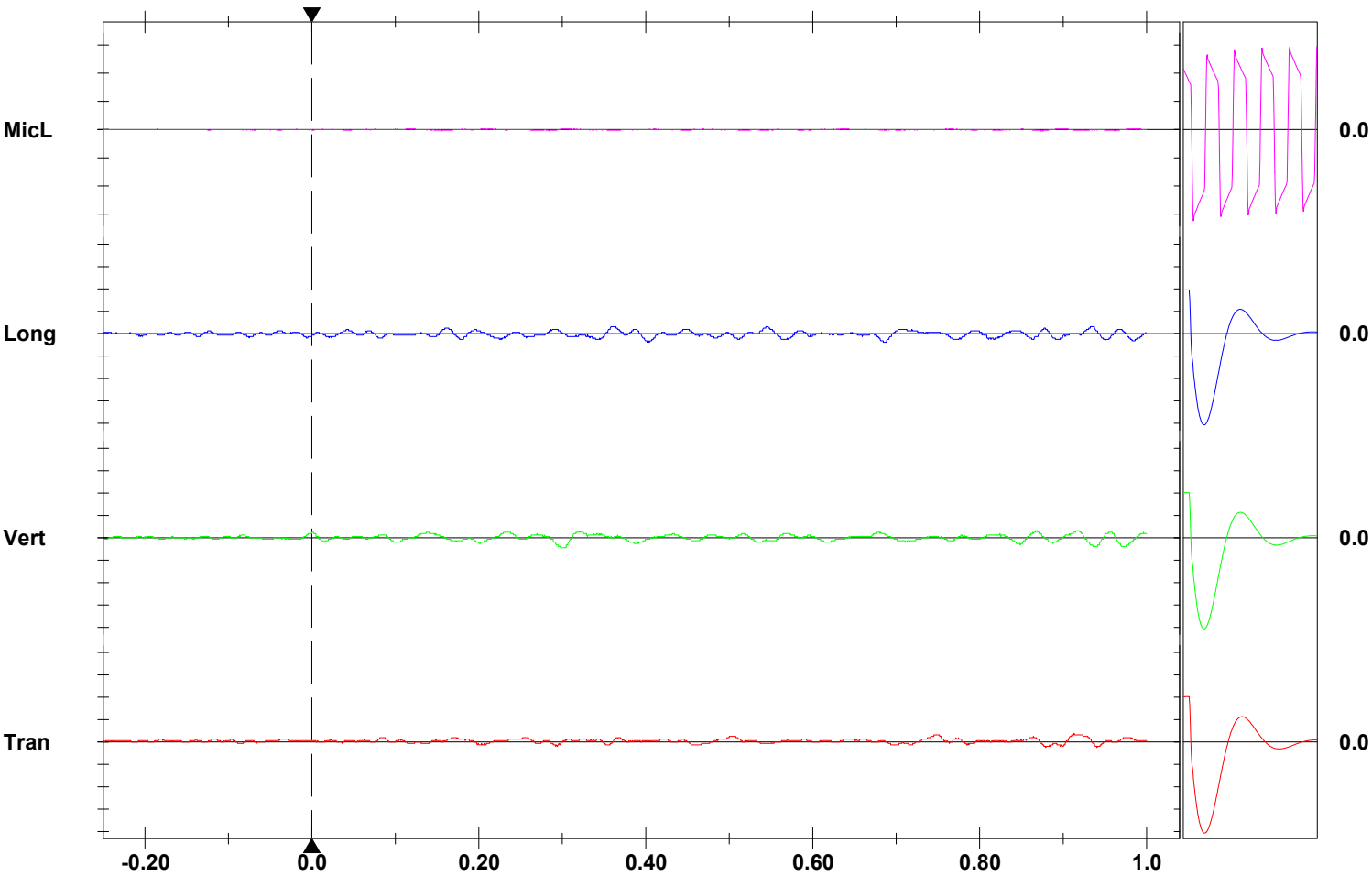

Time Scale: 0.10 sec/div **Amplitude Scale:** Geo: 2.000 mm/s/div Mic: 10.000 pa.(L)/div Sensor Check
Trigger =

Format © 1995-2015 Xmark Corporation

Event Report

Date/Time	Vert at 11:11:54 May 2, 2023
Trigger Source	Geo: 0.510 mm/s
Range	Geo: 254.0 mm/s
Record Time	3.0 sec at 1024 sps

Serial Number	BA17309 V 10.72-8.17 BlastMate III
Battery Level	6.1 Volts
Unit Calibration	January 19, 2023 by Saros Int.
File Name	__TEMP.EVT

Notes: MP#4

RON SOUTHON P/L
General:

Extended Notes

Microphone	Linear Weighting
PSPL	102.8 dB(L) at 2.950 sec
ZC Freq	16 Hz
Channel Test	Passed (Freq = 20.1 Hz Amp = 494 mv)

	Tran	Vert	Long	
PPV	0.635	0.635	0.762	mm/s
ZC Freq	12	12	9.3	Hz
Time (Rel. to Trig)	1.317	0.005	1.293	sec
Peak Acceleration	0.027	0.027	0.027	g
Peak Displacement	0.009	0.008	0.013	mm
Sensor Check	Passed	Passed	Passed	
Frequency	8.1	7.6	7.2	Hz
Overswing Ratio	3.5	3.3	3.8	

Peak Vector Sum 0.842 mm/s at 1.345 sec

USBM RI8507 And OSMRE

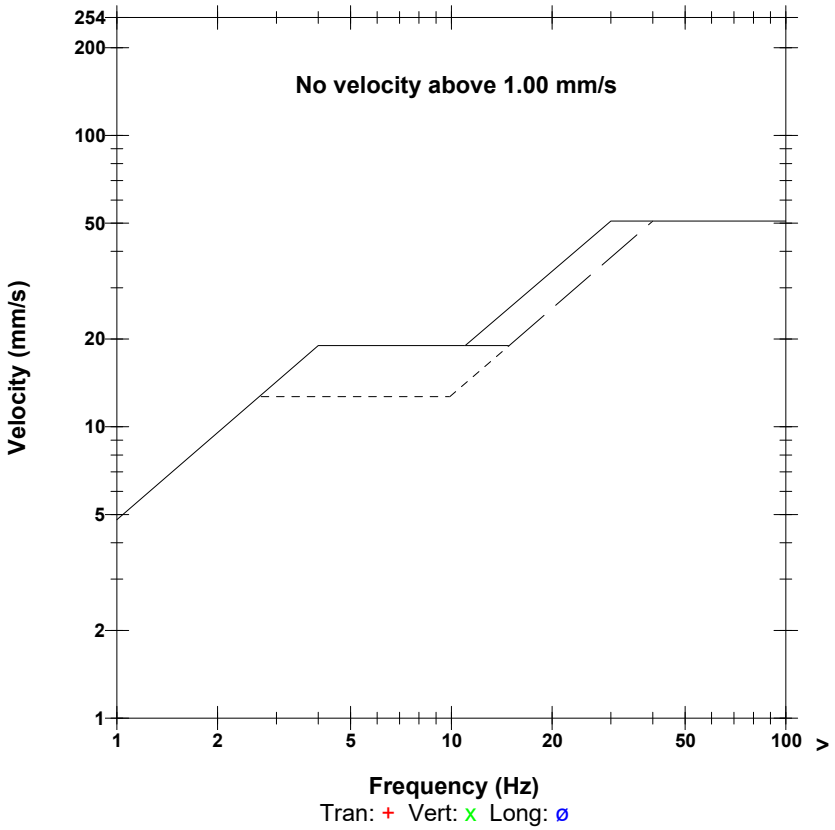

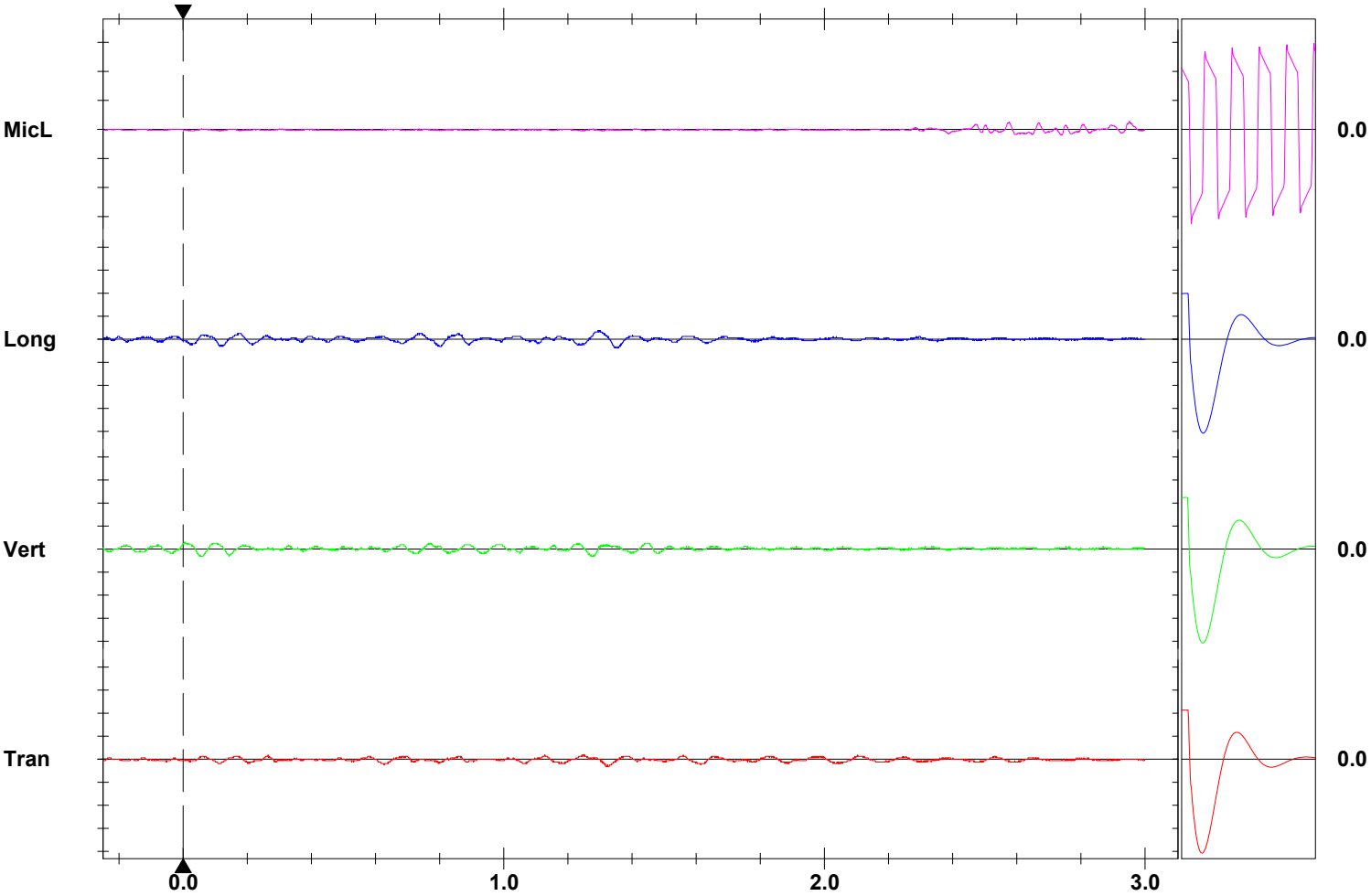

Time Scale: 0.20 sec/div **Amplitude Scale:** Geo: 2.000 mm/s/div Mic: 10.000 pa.(L)/div Sensor Check
Trigger = ▶—— ——◀

Format © 1995-2015 Xmark Corporation

Created on 14/02/2023 1:19 PM

Projection: GDA2020 / MGA zone 56

Date: 14/02/2023 1:19 PM

Results Summary Report

Customer	Blakebrook Quarry
Date of blast	2/5/23
Time of blast	11:11am.
Blast number	5
Monitor Location	**Location 2**(190 Keerrong Rd Blakebrook)
Monitor name/ model details:	INSTANTEL MICROMATE
Monitor Serial no	UM 10341 V10-90G-C
Time of recording/comments	11:11am.
Calibration date	JUNE 2 2022.
Instrumentation used to measure the airblast overpressure and ground vibration levels meets the requirements of Australian Standard *AS 2187.2-2006.*	Y
Airblast overpressure result (dB)	95.3DBL
Ground vibration result (PPV)	0.537mm/sec.
Licence limits	Airblast overpressure - 115 dB Ground vibration (PPV)- 5mm/s
Comments	WITHIN LIMITS

Monitor Location	**Location 8** (484 Nimbin Rd Blakebrook)
Monitor name/ model details:	INSTANTEL MINIMATE PLUS
Monitor Serial no	BE 22005 V 10.72-8.17
Time of recording/comments	11:11am
Calibration date	17/2/23
Instrumentation used to measure the airblast overpressure and ground vibration levels meets the requirements of Australian Standard *AS 2187.2-2006.*	Y
Airblast overpressure result (dB)	2SS DBL
Ground vibration result (PPV)	1.0 mm/sec
EPL limits	Airblast overpressure - 115 dB Ground vibration (PPV) - 5mm/s
Comments	WITHIN LIMITS

Monitor Location	**Location 4**(365 Booerie Creek Road Booerie Creek)
Monitor name/ model details:	INSTANTEL BLASTMATE III
Monitor Serial no	BA 17309 V 10.72-8.17
Time of recording/comments	11:11am
Calibration date	19/11/23
Instrumentation used to measure the airblast overpressure and ground vibration levels meets the requirements of Australian Standard *AS 2187.2-2006.*	Y
Airblast overpressure result (dB)	102.8DBL
Ground vibration result (PPV)	0.842 mm/sec

EPL limits	Airblast overpressure - 115 dB Ground vibration (PPV) - 5mm/s
Comments	

Monitor Location	**Additional residence** – 308 Keerrong Rd	
Monitor name/ model details:	INSTANTEL MINIMATE	
Monitor Serial no	UM10342	
Time of recording/comments	DID NOT TRIGGER AT BLAST TIME 11:11am.	
Calibration date	30/6/22	
Instrumentation used to measure the airblast overpressure and ground vibration levels meets the requirements of Australian Standard *AS 2187.2-2006*.		Y
Airblast overpressure result (dB)	DID NOT TRIGGER	
Ground vibration result (PPV)	DID NOT TRIGGER	
EPL limits	Airblast overpressure - 115 dB Ground vibration (PPV) - 5mm/s	
Comments	DID NOT TRIGGER	

Name:	GEOF CHILCOTT		
Signature:			
Position:	MANAGER	**Date:**	2/5/23

No Trigger Report Summary Report (if required)

Customer	Northern Rivers Quarry (Blakebrook Quarry)	
Date of blast	02-05-23	
Blast number	05	
Monitor Location	308 Keerrong Rd, Blakebrook	
Monitor name/ model details:	Instantel Minimate	
Monitor Serial no	UM10342	
Calibration date	03/06/22	
Instrumentation used to measure the airblast overpressure and ground vibration levels meets the requirements of Australian Standard *AS 2187.2-2006.*		Y / N
Airblast overpressure result (dB)	Did not trigger at blast time 11.11am.	
Ground vibration result (PPV)	Did not trigger	
EPL limits	Airblast overpressure - 115 dB Ground vibration (PPV) - 5mm/s	
Comments	i.e. *Monitor was set to record ground vibration above xx mm/s – no event was recorded.* *This monitor report is compliant with EPL conditions and has been undertaken in accordance with AS 2187.2-2006*	

Name:	Geoff Chilcott
Position:	Manager
Signature:	GChilcott
Date:	02-05-23

Printed: May 2, 2023 (V 10.72 - 10.74) Event Report: Monitor Log

Start Time	End Time	Status
----------	----------	SERIAL NUMBER: UM10342
May 2 /23 10:43:33		Start Monitoring Waveform Geo: 0.127 mm/s
May 2 /23 11:34:30	May 2 /23 11:34:32	Event recorded. Trigger Level Long: 0.127 mm/s
May 2 /23 11:34:32	May 2 /23 11:34:32	Event recorded. (Keyboard Exit) Waveform Geo: 0.127 mm/s

Event Report

Date/Time	Long at 10:06:11 October 26, 2023
Trigger Source	Geo: 0.500 mm/s, Mic: 110.0 dB(L)
Range	Geo: 254.0 mm/s
Record Time	3.0 sec at 2048 sps
Operator/Setup:	Operator/Default Micromate DIN.MMB

Serial Number	UM10341 V 10-90GC Micromate DIN
Battery Level	3.8 Volts
Unit Calibration	May 22, 2023 by Saros Int
File Name	UM10341_20231026100611.IDFW

Notes MP#2

Microphone	Linear Weighting
PSPL	<88 dB(L)
ZC Freq	4.4 Hz
Channel Test	Passed (Freq = 20.5 Hz Amp = 1658 mv)

	Tran	Vert	Long	
PPV	1.860	0.520	2.546	mm/s
ZC Freq	12.8	21	11.5	Hz
Time (Rel. to Trig)	2.044	1.754	1.306	sec
Peak Acceleration	0.025	0.016	0.026	g
Peak Displacement	0.029	0.005	0.030	mm
Sensor Check	Check	Passed	Passed	
Frequency	7.5	7.5	7.1	Hz
Overswing Ratio	2.9	3.1	3.8	

Peak Vector Sum 2.645 mm/s at 1.306 sec

N/A: Not Applicable

USBM RI8507 And OSMRE

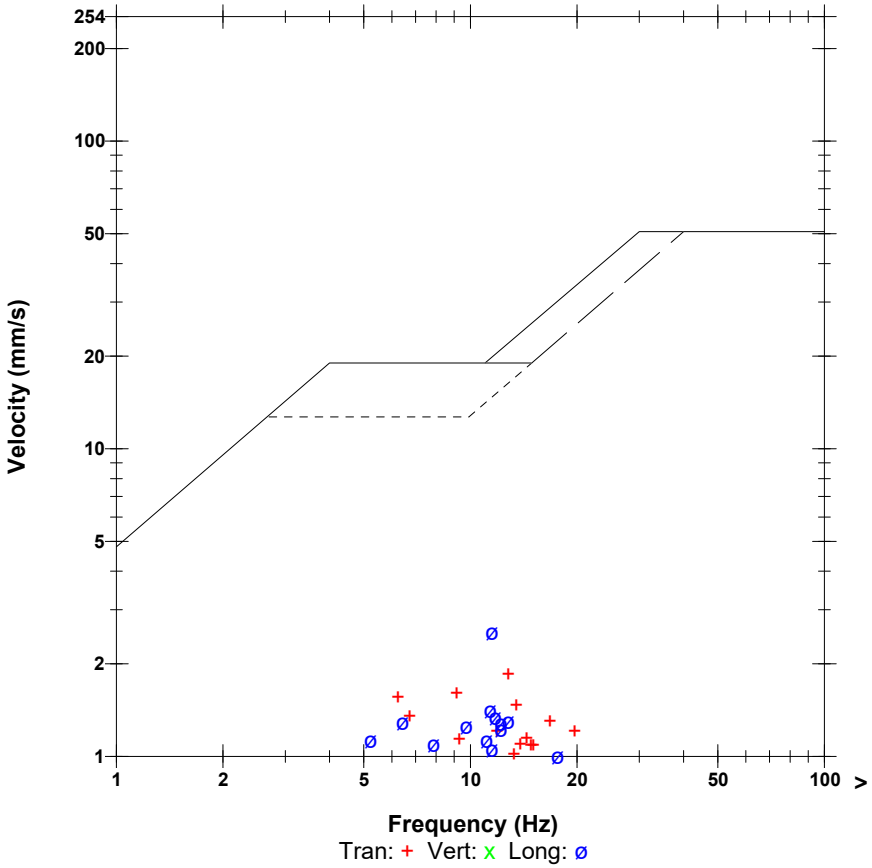

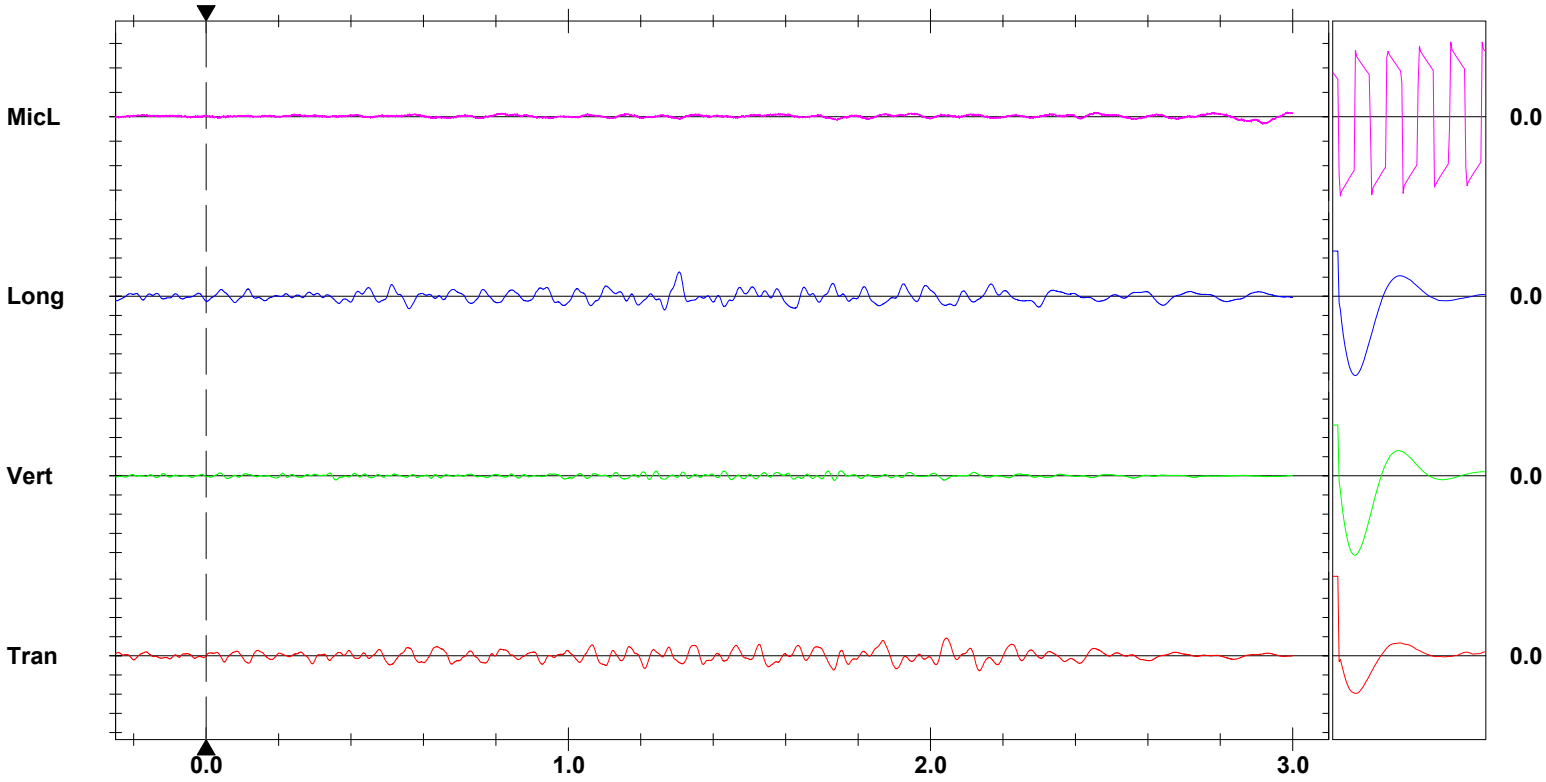

Time Scale: 0.20 sec/div **Amplitude Scale:** Geo: 2.000 mm/s/div Mic: 1.000 pa.(L)/div Sensor Check

Trigger = ▶—— ——◀

Format © 1995-2015 Xmark Corporation

Event Report

Date/Time	Tran at 10:05:43 October 26, 2023
Trigger Source	Geo: 0.510 mm/s
Range	Geo: 254.0 mm/s
Record Time	1.0 sec at 1024 sps
Job Number:	1

Serial Number	BE22005 V 10.72-8.17 MiniMate Plus
Battery Level	6.2 Volts
Unit Calibration	February 17, 2023 by Saros Int.
File Name	__TEMP.EVT

Notes MP#8
Location:
Client:
User Name:
General:

Extended Notes

Microphone	Linear Weighting
PSPL	94.0 dB(L) at 0.147 sec
ZC Freq	12 Hz
Channel Test	Passed (Freq = 19.7 Hz Amp = 562 mv)

	Tran	Vert	Long	
PPV	0.635	0.508	0.127	mm/s
ZC Freq	30	19	>100	Hz
Time (Rel. to Trig)	0.799	0.962	-0.229	sec
Peak Acceleration	0.027	0.013	0.013	g
Peak Displacement	0.004	0.004	0.000	mm
Sensor Check	Passed	Passed	Check	
Frequency	7.3	7.7	8.5	Hz
Overswing Ratio	3.7	3.5	5.0	

Peak Vector Sum 0.730 mm/s at 0.963 sec

USBM RI8507 And OSMRE

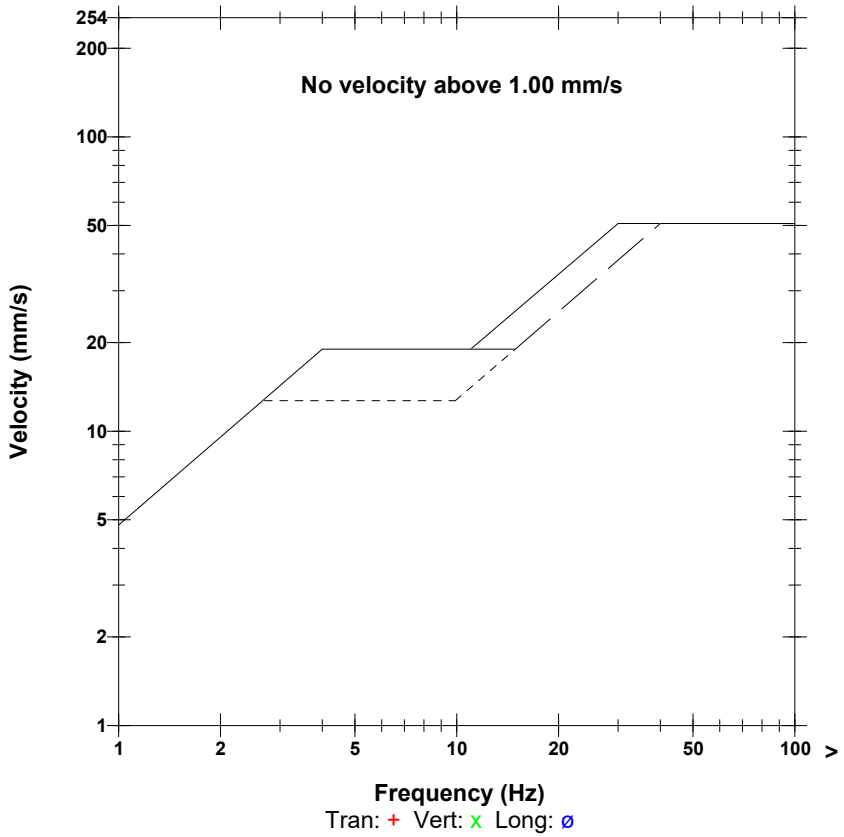

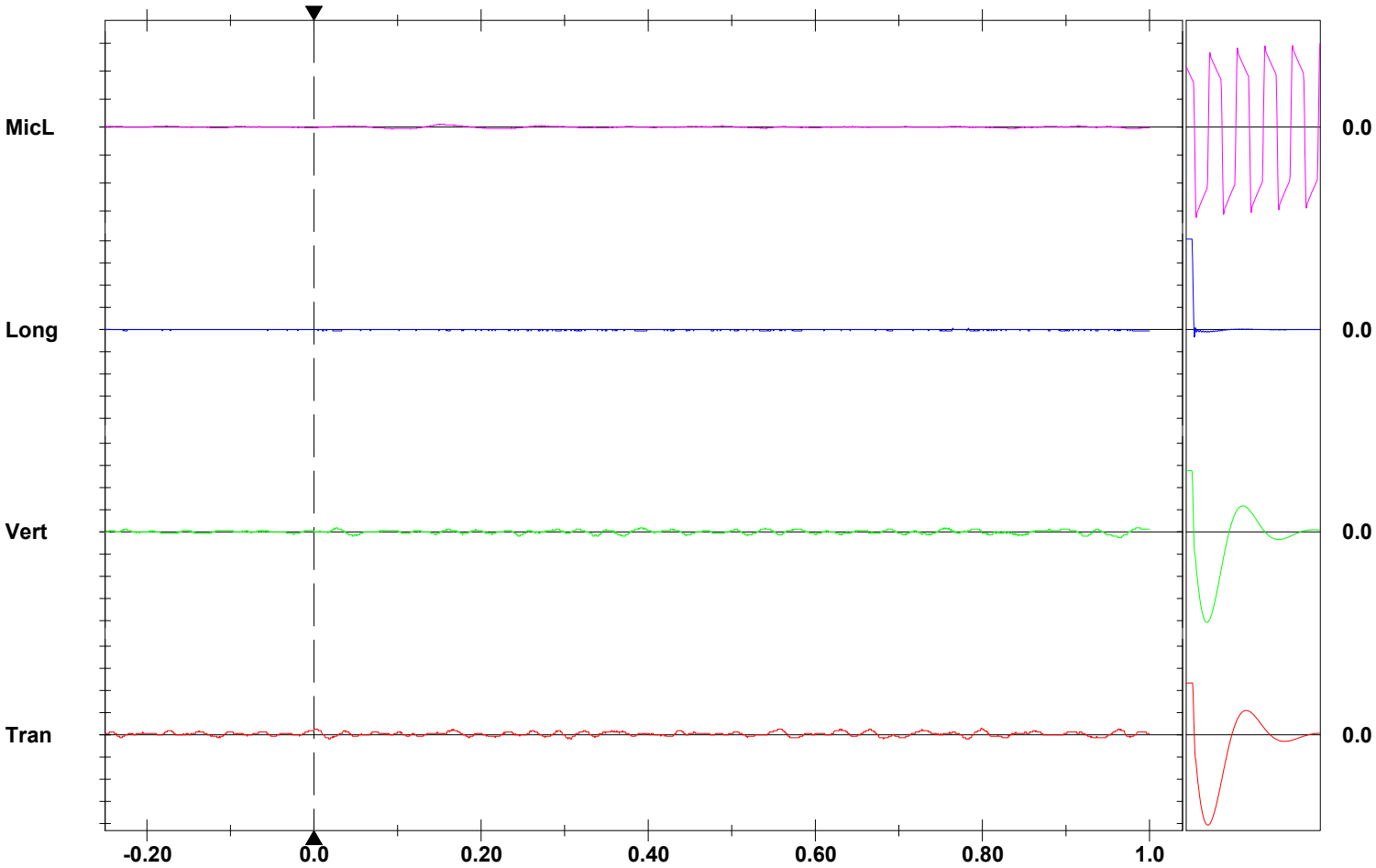

Time Scale: 0.10 sec/div **Amplitude Scale:** Geo: 2.000 mm/s/div Mic: 10.000 pa.(L)/div Sensor Check
Trigger =

Format © 1995-2015 Xmark Corporation

Event Report

Date/Time	Long at 10:06:05 October 26, 2023
Trigger Source	Geo: 0.500 mm/s, Mic: 110.0 dB(L)
Range	Geo: 254.0 mm/s
Record Time	3.0 sec at 1024 sps
Operator/Setup:	Operator/factory.MMB

Serial Number	UM21716 V 10-90GC Micromate ISEE
Battery Level	3.8 Volts
Unit Calibration	June 9, 2023 by Instantel
File Name	UM21716_20231026100605.IDFW

Notes MP#4
Location:
Client:
User Name:
General:

Microphone	Linear Weighting
PSPL	102.5 dB(L) at 2.996 sec
ZC Freq	N/A
Channel Test	Passed (Freq = 20.5 Hz Amp = 1360 mv)

	Tran	Vert	Long	
PPV	2.128	0.780	1.970	mm/s
ZC Freq	26	22	23	Hz
Time (Rel. to Trig)	2.210	1.563	1.985	sec
Peak Acceleration	0.058	0.018	0.050	g
Peak Displacement	0.013	0.007	0.013	mm
Sensor Check	Passed	Passed	Passed	
Frequency	7.5	7.5	7.3	Hz
Overswing Ratio	4.3	3.7	4.8	

Peak Vector Sum 2.171 mm/s at 2.211 sec
N/A: Not Applicable

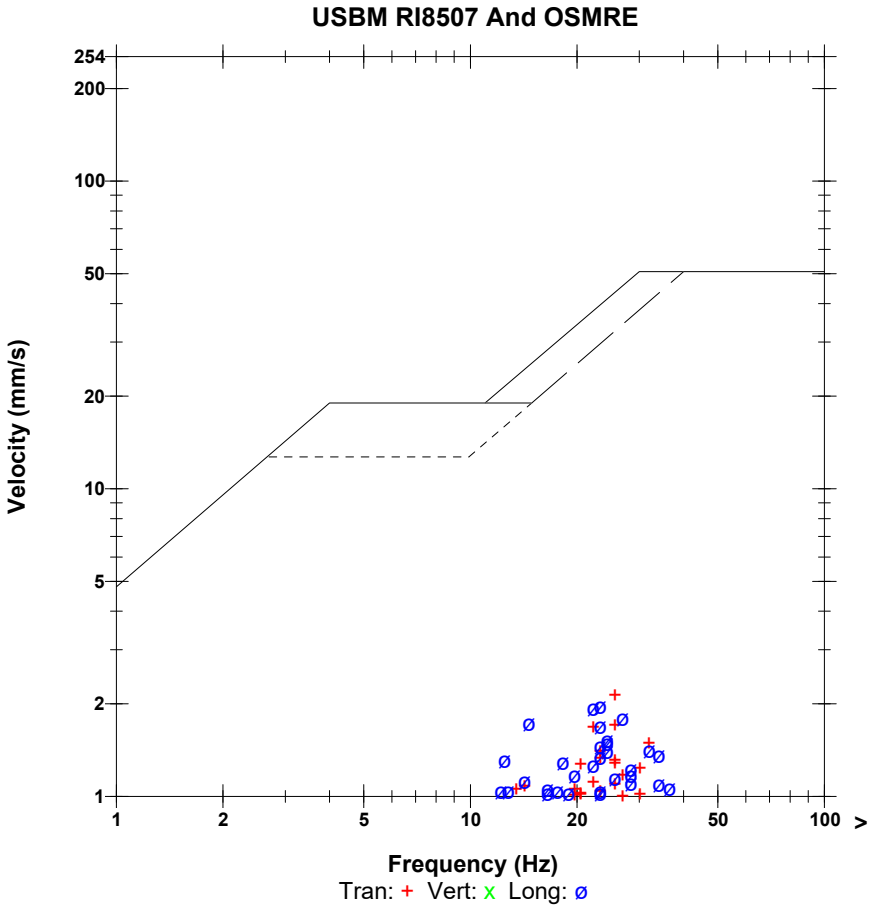

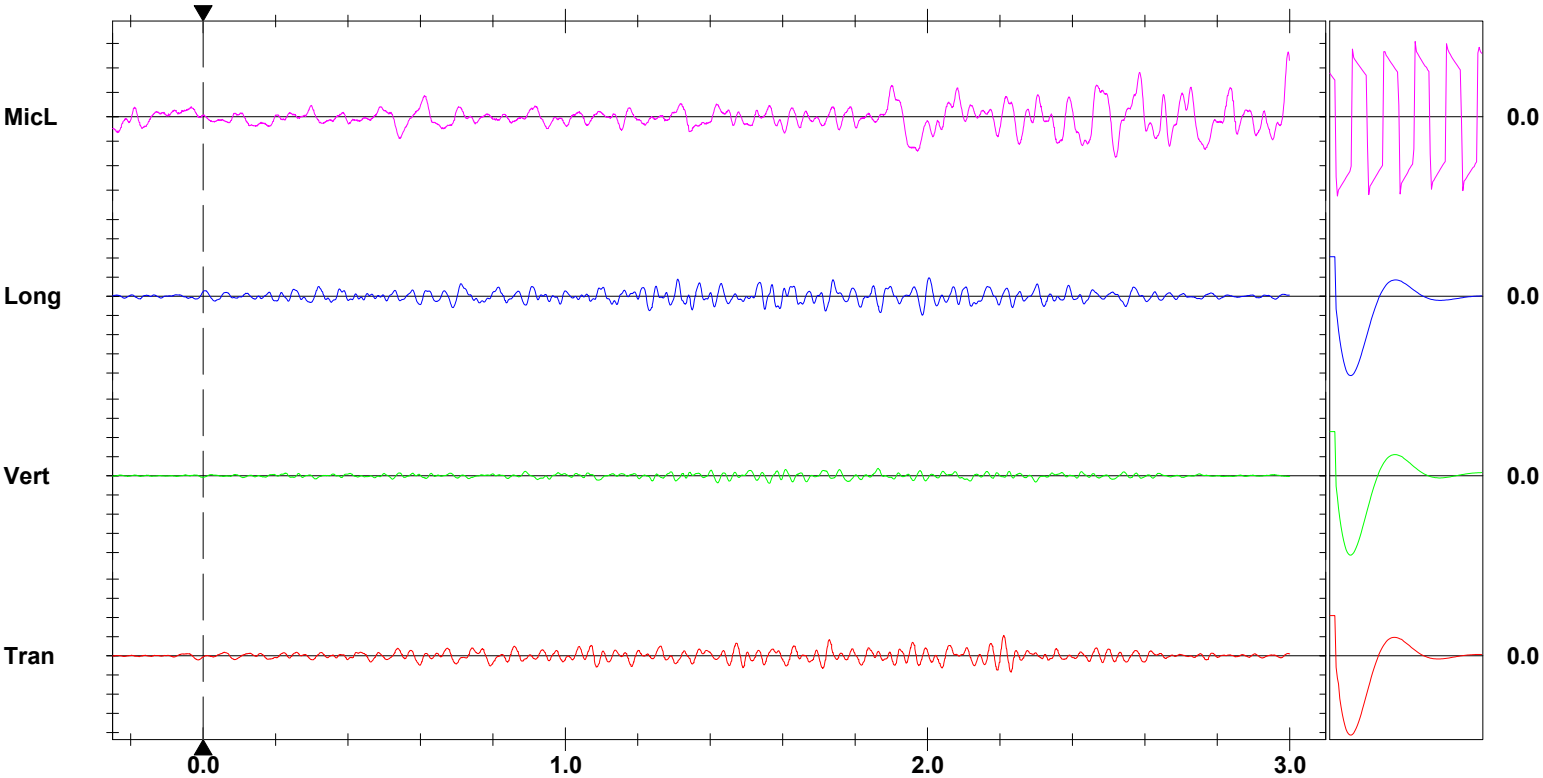

Time Scale: 0.20 sec/div **Amplitude Scale:** Geo: 2.000 mm/s/div Mic: 1.000 pa.(L)/div Sensor Check
Trigger =

Format © 1995-2015 Xmark Corporation

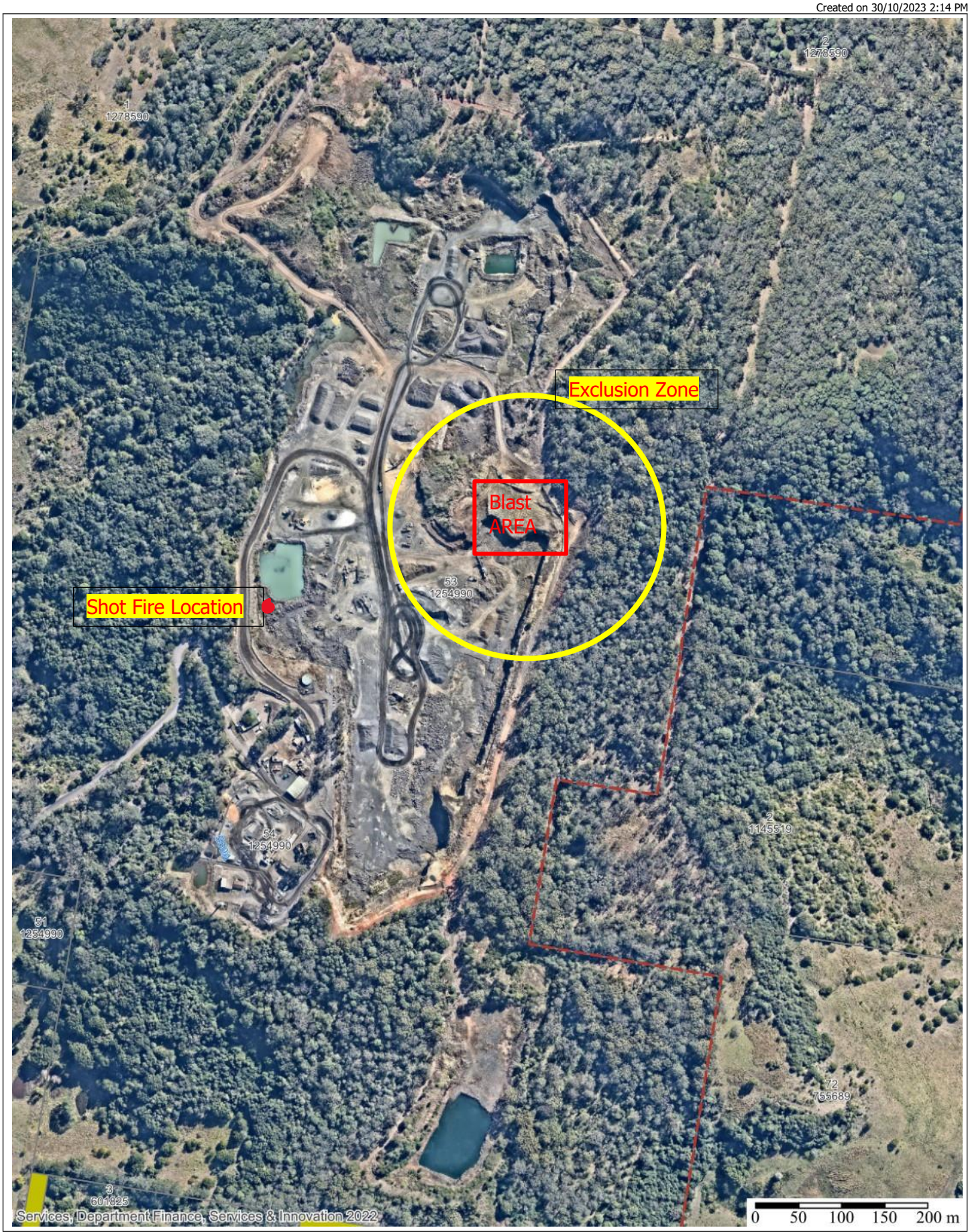

Lismore City Council
43 Oliver Avenue
Goonellabah NSW 2480
Post: PO Box 23A, Lismore NSW 2480
Phone: 1300 87 83 87
Fax: 02 66 250 400
Email: council@lismore.nsw.gov.au
Web: www.lismore.nsw.gov.au

© Lismore City Council.
© LPI Department of Finance and Services, Panorama Avenue, Bathurst, 2795. www.lpi.nsw.gov.au.
While every care is taken to ensure the accuracy of this product, Lismore City Council and the Local / State / Federal Government departments and Non-Government organisations whom supply datasets, make no representations or warranties about its accuracy, reliability, completeness or suitability for any particular purpose and disclaims all responsibility and all liability (including without limitation, liability in negligence) for all expenses, losses, damages (including indirect or consequential damage) and costs which you might incur as a result of the product being inaccurate or incomplete in any way and for any reason.

Projection: GDA2020 / MGA zone 56

Date: 30/10/2023 2:14 PM

Printed: October 26, 2023 (V MM10.90GC) Event Report: Monitor Log UM10342-2023-10-26

Start Time	End Time	Status
----------	----------	SERIAL NUMBER: UM10342
Oct 26/23 09:34:50		Start Monitoring Waveform Geo: 0.500 mm/s Mic: 110.0 dB
Oct 26/23 09:34:55	Oct 26/23 09:34:58	Event recorded. Trigger Level Tran: 0.500 mm/s
Oct 26/23 09:34:58	Oct 26/23 09:35:01	Event recorded. Trigger Level Tran: 0.500 mm/s
Oct 26/23 09:35:01	Oct 26/23 09:35:04	Event recorded. Trigger Level Tran: 0.500 mm/s
Oct 26/23 09:35:04	Oct 26/23 10:32:52	Event recorded. (Keyboard Exit) Waveform Geo: 0.500 mm/s Mic: 110.0 dB

Results Summary Report

Customer	Blakebrook Quarry
Date of blast	26/10/23
Time of blast	10am
Blast number	6
Monitor Location	**Location 2** (190 Keerrong Rd Blakebrook)
Monitor name/ model details:	Instantel Micromate
Monitor Serial no	UM10341
Time of recording/comments	10.06 am
Calibration date	22/05/2023
Instrumentation used to measure the airblast overpressure and ground vibration levels meets the requirements of Australian Standard *AS 2187.2-2006.*	Y
Airblast overpressure result (dB)	<88
Ground vibration result (PPV)	2.645
Licence limits	Airblast overpressure - 115 dB Ground vibration (PPV) - 5mm/s
Comments	

Monitor Location	**Location 8** (484 Nimbin Rd Blakebrook)
Monitor name/ model details:	Instantel Minimate Plus
Monitor Serial no	BE22005
Time of recording/comments	10.05 am
Calibration date	17-02-2023
Instrumentation used to measure the airblast overpressure and ground vibration levels meets the requirements of Australian Standard *AS 2187.2-2006.*	Y
Airblast overpressure result (dB)	94.0
Ground vibration result (PPV)	0.730
EPL limits	Airblast overpressure - 115 dB Ground vibration (PPV) - 5mm/s
Comments	

Monitor Location	**Location 4** (365 Booerie Creek Road Booerie Creek)
Monitor name/ model details:	Instantel Blastmate III Monitor 7
Monitor Serial no	UM21716
Time of recording/comments	10.06 am
Calibration date	09-06-2023
Instrumentation used to measure the airblast overpressure and ground vibration levels meets the requirements of Australian Standard *AS 2187.2-2006.*	Y
Airblast overpressure result (dB)	102.5
Ground vibration result (PPV)	2.171

EPL limits	Airblast overpressure - 115 dB Ground vibration (PPV) - 5mm/s
Comments	

Monitor Location	**Additional residence** – 308 Keerrong Rd No trigger	
Monitor name/ model details:	Instantel Minimate	
Monitor Serial no	UM10342	
Time of recording/comments	—	
Calibration date	22-05-2023	
Instrumentation used to measure the airblast overpressure and ground vibration levels meets the requirements of Australian Standard *AS 2187.2-2006.*		Y
Airblast overpressure result (dB)	No trigger	
Ground vibration result (PPV)	No trigger	
EPL limits	Airblast overpressure - 115 dB Ground vibration (PPV) - 5mm/s	
Comments	Under 0.5mm/s & 110dBLS	

Name:	Danielle Chilcott		
Signature:	DChilcott		
Position:	Administration	**Date:**	26/10/2023

Figure 2: Noise & Blast Monitoring Locations Map

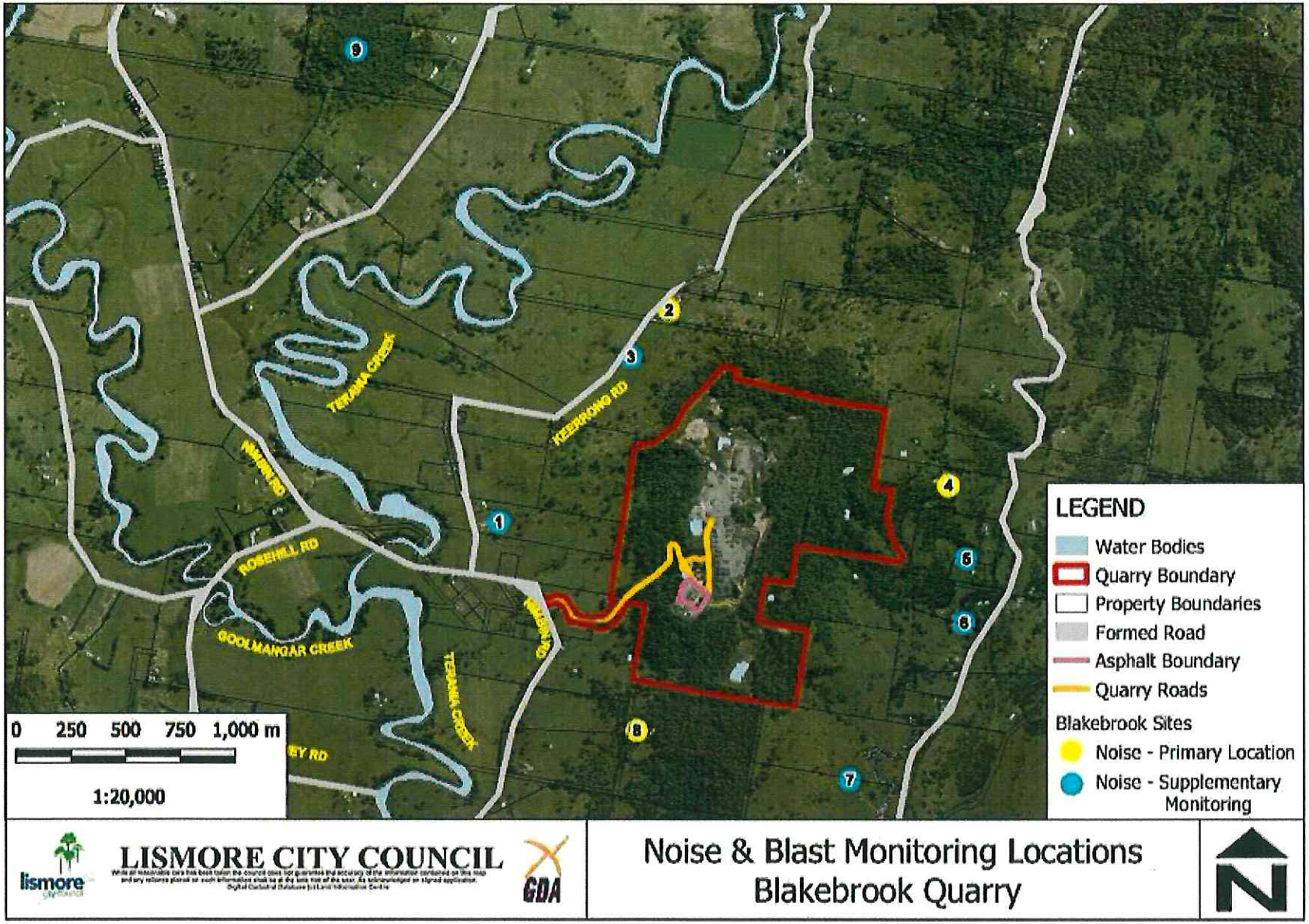

Table 2.1 Primary Receiver Locations	
Receiver	**Street Address**
2	190 Keerrong Rd Blakebrook
4	365 Booerie Creek Road Booerie Creek
8	484 Nimbin Rd Blakebrook